

**infra** 

**INDUSTRIA NACIONAL FABRICA DE RADIADORES, S.A.**

**RIF.: J-00019690-7**



**“CATALOGUE”**



**WWW.INFRARAD.COM**

# **C O N T E N T**

**ALFA ROMEO**

**CHERY**

**CHRYSLER – JEEP**

**CITROEN**

**DAEWOO**

**DAIHATSU**

**DODGE**

**ENCAVA**

**FIAT**

**FORD**

**GENERAL MOTORS / CHEVROLET**

**HONDA**

**HYUNDAI**

**IVECO**

**KIA**

**LANCIA**

**MACK**

**MAZDA**

**MITSUBISHI**

**OPEL**

**PEUGEOT**

**RENAULT**

**SUZUKI**

**TOYOTA**

**YUTONG**

**INFRA (OIL COOLERS)**

**INFRA (HEATERS)**

**GENERAL CONDITIONS**

**RADIATORS**  
**ALFA ROMEO**


**145 / 155 (1.7TS-1.8TS-1.9JTD-2.0TS 16V-2.5)**
**(YEAR: 1992-2000)(M/T)(Cod.: P03R002900)**

INLET HEADER: 388.9 x 48.9 mm. (15 5/16" x 1 59/64").  
 OUTLET HEADER: 388.9 x 48.9 mm. (15 5/16" x 1 59/64").  
 INLET CONN: Ø35.0 mm. (Ø1 3/8")(TOP LEFT).  
 OUTLET CONN: Ø35.0 mm. (Ø1 3/8")(BOTTOM LEFT).  
 TYPE OF MOUNT: TOP FLANGE / BOTTOM PIN.  
 TRANSMISSION OIL COOLER: NONE.  
 COMMENTS: PLASTIC TANKS AND ALUMINIUM CORE.  
 SENSOR CONNECT ON LEFT TANK (M22 x 1.5).  
 OVER FLOW: TUBE ON TOP LEFT TANK.  
 HATER CONNECT: TUBE ON BOTTOM LEFT TANK.  
 CORE: 502.0 x 370.4 x 25.9 mm. (19 49/64" x 14 37/64" x 1").  
 ROW: 1


**145 / 146 / 155 (1.4i-1.6i-1.7 (not Boxer)-1.8i-1.9 td- 2.0 (not Boxer)-2.0-2.0 (Boxer))(YEAR: 1992-2000)(M/T)**
**(Cod.: P03R003000)**

INLET HEADER: 388.9 x 48.9 mm. (15 5/16" x 1 59/64").  
 OUTLET HEADER: 388.9 x 48.9 mm. (15 5/16" x 1 59/64").  
 INLET CONN: Ø35.0 mm. (Ø1 3/8")(TOP LEFT).  
 OUTLET CONN: Ø35.0 mm. (Ø1 3/8")(BOTTOM LEFT).  
 TYPE OF MOUNT: TOP FLANGE / BOTTOM PIN.  
 TRANSMISSION OIL COOLER: NONE.  
 COMMENTS: PLASTIC TANKS AND ALUMINIUM CORE.  
 SENSOR CONNECT ON LEFT TANK (M22 x 1.5).  
 OVER FLOW: TUBE ON TOP LEFT TANK.  
 HATER CONNECT: TUBE ON BOTTOM LEFT TANK.  
 CORE: 558.0 x 370.4 x 25.9 mm. (21 31/32" x 14 37/64" x 1").  
 ROW: 1

**RADIATORS**  
**CHERY**




**ORINOCO / A5 (1.8 Lts)(YEAR: 2012-2018)(M/T)**  
**(Cod.: P03R050900)**

INLET HEADER: 721.0 mm. x 49.4 mm. (28 25/64" x 1 61/64").  
 OUTLET HEADER: 721.0 mm. x 54.2 mm. (28 25/64" x 2 1/8").  
 INLET CONN: Ø33.0 mm. (Ø1 19/64")(UPPER TANK).  
 OUTLET CONN: Ø28.0 mm. (Ø1 7/64")(LOWER TANK).  
 TYPE OF MOUNT: PIN MOUNT.  
 TRANSMISSION OIL COOLER: NONE.  
 COMMENTS: PLASTIC TANKS AND ALUMINIUM CORE.  
 CORE: 373.0 x 694.0 x 16.0 mm. (14 11/16" x 27 21/64" x 5/8").  
 ROW: 1



**ARAUCA / X1 / QQ6 (1.0-1.1-1.3 Lts.)(YEAR: 2007-2017)(M/T)**  
**(Cod.: P03R060300)**

INLET HEADER: 662.5 mm. x 37.0 mm. (26 5/64" x 1 29/64").  
 OUTLET HEADER: 662.5 mm. x 43.5 mm. (26 5/64" x 1 23/32").  
 INLET CONN: Ø28.0 mm. (Ø1 7/64")(UPPER TANK).  
 OUTLET CONN: Ø28.0 mm. (Ø1 7/64")(LOWER TANK).  
 TYPE OF MOUNT: PIN MOUNT.  
 TRANSMISSION OIL COOLER: NONE.  
 COMMENTS: PLASTIC TANKS AND ALUMINIUM CORE.  
 CORE: 350.0 x 645.0 x 16.0 mm. (13 25/32" x 25 25/64" x 5/8").  
 ROW: 1



**RADIATORS**  
**CHRYSLER-JEEP**



**CHEROKEE LIBERTY KJ (3.7 Lts.)(YEAR: 2000-2006)(M/T)**  
**(Cod.: P03R016300)**

INLET HEADER: 527.0 x 60.3 mm. (20 3/4" x 2 3/8").  
 OUTLET HEADER: 527.0 x 60.3 mm. (20 3/4" x 2 3/8").  
 INLET CONN: Ø38.0 mm. (Ø1 1/2")(TOP LEFT).  
 OUTLET CONN: Ø45.9 mm. (Ø1 13/16")(BOTTOM RIGHT).  
 TYPE OF MOUNT: TOP FLANGE / BOTTOM PIN.  
 TRANSMISSION OIL COOLER: NONE.  
 COMMENTS: PLASTIC TANKS AND ALUMINIUM CORE.  
 CORE: 508.0 x 507.6 x 25.9 mm (20" x 20" x 1").  
 ROW: 1



**GRAND CHEROKEE WK / COMMANDER (YEAR: 2005-2010)(M/T)**  
**(Cod.: P03R041400)**

INLET HEADER: 535.5 x 60.3 mm. (21 5/64" x 2 3/8").  
 OUTLET HEADER: 535.5 x 60.3 mm. (21 5/64" x 2 3/8").  
 INLET CONN: Ø38.0 mm. (Ø1 1/2")(TOP LEFT).  
 OUTLET CONN: Ø45.9 mm. (Ø1 13/16")(BOTTOM RIGHT).  
 TYPE OF MOUNT: TOP FLANGE / BOTTOM PIN.  
 TRANSMISSION OIL COOLER: NONE.  
 COMMENTS: PLASTIC TANKS AND ALUMINIUM CORE.  
 CORE: 588.5 x 517.4 x 25.9 mm (23 11/64" x 20 3/8" x 1").  
 ROW: 1



**GRAND CHEROKEE (4.7-5.2 Lts.)(YEAR: 1999-2004)(A/T)**  
**(Cod.: P03R060500)**

INLET HEADER: 575.8 x 63.3 mm. (22 43/64" x 2 31/64").  
 OUTLET HEADER: 575.8 x 63.3 mm. (22 43/64" x 2 31/64").  
 INLET CONN: Ø38.0 mm. (Ø1 1/2")(TOP LEFT).  
 OUTLET CONN: Ø38.0 mm. (Ø1 1/2")(BOTTOM RIGHT).  
 TYPE OF MOUNT: TOP FLANGE / BOTTOM PIN.  
 TRANSMISSION OIL COOLER: 304.8 mm. (12").  
 COMMENTS: PLASTIC TANKS AND ALUMINIUM CORE.  
 CORE: 595.0 x 550.0 x 25.9 mm (23 27/64" x 21 21/32" x 1").  
 ROW: 1



**WAGONEER (4.0-4.2 Lts.)(6 Cil.)(YEAR: 1981-1994)(A/T)**  
**(Cod.: P03X601200)**

INLET HEADER: 615.0 x 82.0 mm. (24 7/32" x 3 15/64").  
 OUTLET HEADER: 615.0 x 82.0 mm. (24 7/32" x 3 15/64").  
 INLET CONN: Ø38.0 mm. (Ø1 1/2")(TOP RIGHT).  
 OUTLET CONN: Ø38.0 mm. (Ø1 1/2")(BOTTOM LEFT).  
 TYPE OF MOUNT: CORNER FLANGES.  
 TRANSMISSION OIL COOLER: 292.0 mm. (11 1/2"),  
 INTERNAL THREAD: M14 x 1.5 (BOTTOM TANK).  
 COMMENTS: ALUMINIUM TANKS AND ALUMINIUM CORE.  
 CORE: 390.0 x 605.6 x 57.8 mm (15 11/32" x 23 27/32" x 2 9/32").  
 ROW: 2



**WAGONEER (5.9 Lts.)(8 Cil.)(YEAR: 1976-1980)(A/T)**  
**(Cod.: P03X601250)**

INLET HEADER: 655.0 x 82.0 mm. (25 25/32" x 3 15/64").

OUTLET HEADER: 655.0 x 82.0 mm. (25 25/32" x 3 15/64").

INLET CONN: Ø38.0 mm. (Ø1 1/2")(TOP RIGHT).

OUTLET CONN: Ø38.0 mm. (Ø1 1/2")(BOTTOM LEFT).

TYPE OF MOUNT: CORNER FLANGES.

TRANSMISSION OIL COOLER: 292.0 mm. (11 1/2").

INTERNAL THREAD: M14 x 1.5 (BOTTOM TANK).

COMMENTS: ALUMINIUM TANKS AND ALUMINIUM CORE.

CORE: 395.0 x 644.8 x 57.8 mm (15 35/64" x 25 25/64" x 2 9/32").

ROW: 2



**RADIATORS**  
**CITROEN**


**C3 (1.4 HDI)(4 Cil.)(YEAR: 2002-)(M/T)**
**(Cod.: P03R021400)**

INLET HEADER: 412.2 x 45.5 mm. (16 7/32" x 1 51/64").  
 OUTLET HEADER: 412.2 x 45.5 mm. (16 7/32" x 1 51/64").  
 INLET CONN: Ø28.0 mm. (Ø1 7/64"); Ø15.0 mm. (Ø19/32")(UPPER TANK).  
 OUTLET CONN: Ø28.0 mm. (Ø1 7/64")(LOWER TANK).  
 TYPE OF MOUNT: PIN MOUNT.  
 TRANSMISSION OIL COOLER: NONE.  
 COMMENTS: PLASTIC TANKS AND ALUMINIUM CORE.  
 CORE: 381.0 x 399.8 x 25.9 mm. (15" x 15 47/64" x 1").  
 ROW: 1


**C3 (1.1-1.4-1.6i)(4 Cil.)(YEAR: 2003-)(M/T)**
**(Cod.: P03R021500)**

INLET HEADER: 412.2 x 45.5 mm. (16 7/32" x 1 51/64").  
 OUTLET HEADER: 412.2 x 45.5 mm. (16 7/32" x 1 51/64").  
 INLET CONN: Ø28.0 mm. (Ø1 7/64"); Ø15.0 mm. (Ø19/32")(UPPER TANK).  
 OUTLET CONN: Ø28.0 mm. (Ø1 7/64"); Ø16.0 mm. (Ø5/8")(LOWER TANK).  
 TYPE OF MOUNT: PIN MOUNT.  
 TRANSMISSION OIL COOLER: NONE.  
 COMMENTS: PLASTIC TANKS AND ALUMINIUM CORE.  
 CORE: 381.0 x 399.2 x 19.0 mm. (15" x 15 23/32" x 3/4").  
 ROW: 1


**C3 (1.4 HDI)(4 Cil.)(YEAR: 2003-)(M/T)**
**(Cod.: P03R021600)**

INLET HEADER: 412.2 x 45.5 mm. (16 7/32" x 1 51/64").  
 OUTLET HEADER: 412.2 x 45.5 mm. (16 7/32" x 1 51/64").  
 INLET CONN: Ø28.0 mm. (Ø1 7/64"); Ø15.0 mm. (Ø19/32")(UPPER TANK).  
 OUTLET CONN: Ø28.0 mm. (Ø1 7/64")(LOWER TANK).  
 TYPE OF MOUNT: PIN MOUNT.  
 TRANSMISSION OIL COOLER: NONE.  
 COMMENTS: PLASTIC TANKS AND ALUMINIUM CORE.  
 CORE: 381.0 x 399.2 x 19.0 mm. (15" x 15 23/32" x 3/4").  
 ROW: 1


**C5 (2.0 Lts.)(4 Cil.)(YEAR: )(M/T)**
**(Cod.: P03R032000)**

INLET HEADER: 566.2 x 45.9 mm. (22 19/64" x 1 13/16").  
 OUTLET HEADER: 566.2 x 45.9 mm. (22 19/64" x 1 13/16").  
 INLET CONN: Ø32.0 mm. (Ø1 1/4"); Ø8.0 mm. (Ø5/16")(UPPER TANK).  
 OUTLET CONN: Ø48.0 mm. (Ø1 57/64")(LOWER TANK).  
 TYPE OF MOUNT: PIN MOUNT.  
 TRANSMISSION OIL COOLER: NONE.  
 COMMENTS: PLASTIC TANKS AND ALUMINIUM CORE.  
 WITH DRAIN VALVE ON UPPER TANK AND LOWER TANK.  
 CORE: 380.0 x 556.6 x 25.9 mm. (14 31/32" x 21 29/32" x 1").  
 ROW: 1


**C8 (2.0 Lts.) (4 Cil.) (YEAR: ) (M/T)**
**(Cod.: P03R032100)**

INLET HEADER: 566.2 x 45.9 mm. (22 19/64" x 1 13/16").  
 OUTLET HEADER: 566.2 x 45.9 mm. (22 19/64" x 1 13/16").  
 INLET CONN: Ø32.0 mm. (Ø1 1/4"); Ø8.0 mm. (Ø5/16")(UPPER TANK).  
 OUTLET CONN: Ø48.0 mm. (Ø1 57/64"); Ø16.0 mm. (Ø5/8")(LOWER TANK).  
 TYPE OF MOUNT: PIN MOUNT.  
 TRANSMISSION OIL COOLER: NONE.  
 COMMENTS: PLASTIC TANKS AND ALUMINIUM CORE.  
 WITH DRAIN VALVE ON UPPER TANK AND LOWER TANK.  
 CORE: 465.0 x 556.6 x 25.9 mm. (18 5/16" x 21 29/32" x 1").  
 ROW: 1


**C8 (2.0 Lts.) (4 Cil.) (YEAR: ) (M/T)**
**(Cod.: P03R032200)**

INLET HEADER: 566.2 x 45.9 mm. (22 19/64" x 1 13/16").  
 OUTLET HEADER: 566.2 x 45.9 mm. (22 19/64" x 1 13/16").  
 INLET CONN: Ø32.0 mm. (Ø1 1/4"); Ø8.0 mm. (Ø5/16")(UPPER TANK).  
 OUTLET CONN: Ø48.0 mm. (Ø1 57/64"); Ø16.0 mm. (Ø5/8")(LOWER TANK).  
 TYPE OF MOUNT: PIN MOUNT.  
 TRANSMISSION OIL COOLER: NONE.  
 COMMENTS: PLASTIC TANKS AND ALUMINIUM CORE.  
 WITH DRAIN VALVE ON UPPER TANK AND LOWER TANK.  
 CORE: 465.0 x 547.1 x 16.0 mm. (18 5/16" x 21 17/32" x 5/8").  
 ROW: 1


**C5 (2.0 Lts.) (4 Cil.) (YEAR: ) (A/T)**
**(Cod.: P03R032300)**

INLET HEADER: 566.2 x 45.9 mm. (22 19/64" x 1 13/16").  
 OUTLET HEADER: 566.2 x 45.9 mm. (22 19/64" x 1 13/16").  
 INLET CONN: Ø32.0 mm. (Ø1 1/4"); Ø8.0 mm. (Ø5/16")(UPPER TANK).  
 OUTLET CONN: Ø48.0 mm. (Ø1 57/64"); Ø16.0 mm. (Ø5/8")(LOWER TANK).  
 TYPE OF MOUNT: PIN MOUNT.  
 TRANSMISSION OIL COOLER: NONE.  
 COMMENTS: PLASTIC TANKS AND ALUMINIUM CORE.  
 WITH DRAIN VALVE ON UPPER TANK AND LOWER TANK.  
 CORE: 380.0 x 556.6 x 25.9 mm. (14 31/32" x 21 29/32" x 1").  
 ROW: 1


**C8 (2.0-2.2 Lts.) (4 Cil.) (YEAR: ) (M/T)**
**(Cod.: P03R032500)**


INLET HEADER: 566.2 x 45.9 mm. (22 19/64" x 1 13/16").  
 OUTLET HEADER: 566.2 x 45.9 mm. (22 19/64" x 1 13/16").  
 INLET CONN: Ø32.0 mm. (Ø1 1/4"); Ø8.0 mm. (Ø5/16")(UPPER TANK).  
 OUTLET CONN: Ø48.0 mm. (Ø1 57/64")(LOWER TANK).  
 TYPE OF MOUNT: PIN MOUNT.  
 TRANSMISSION OIL COOLER: NONE.  
 COMMENTS: PLASTIC TANKS AND ALUMINIUM CORE.  
 WITH DRAIN VALVE ON UPPER TANK AND LOWER TANK.  
 CORE: 465.0 x 556.6 x 25.9 mm. (18 5/16" x 21 29/32" x 1").  
 ROW: 1


**C-25 (1.9D-1.9TD-2.5D-2.5TD)(4 Cil.)(YEAR: 1981-1988)(M/T)**
**(Cod.: P03R040200)**

INLET HEADER: 421.3 x 54.0 mm. (16 37/64" x 2 1/8").  
 OUTLET HEADER: 421.3 x 54.0 mm. (16 37/64" x 2 1/8").  
 INLET CONN: Ø38.1 mm. (Ø1 1/2")(TOP LEFT).  
 OUTLET CONN: Ø38.1 mm. (Ø1 1/2")(BOTTOM LEFT).  
 TYPE OF MOUNT: TOP BRACKET / BOTTOM PIN.  
 TRANSMISSION OIL COOLER: NONE.  
 COMMENTS: PLASTIC TANKS AND ALUMINIUM CORE.  
 SENSOR CONNECT ON LEFT TANK (M22 x 1.5).  
 CORE: 665.0 x 400.0 x 25.9 mm. (26 3/16" x 15 3/4" x 1").  
 ROW: 1


**XSARA (1.6-2.0i 16V)(4 Cil.)(YEAR: 2000-2002)(A/T)**
**(Cod.: P03R040700)**

INLET HEADER: 566.2 x 45.9 mm. (22 19/64" x 1 13/16").  
 OUTLET HEADER: 566.2 x 45.9 mm. (22 19/64" x 1 13/16").  
 INLET CONN: Ø32.0 mm. (Ø1 1/4"); Ø15.0 mm. (Ø5/32")(UPPER TANK).  
 OUTLET CONN: Ø32.0 mm. (Ø1 1/4"); Ø16.0 mm. (Ø5/8")(LOWER TANK).  
 TYPE OF MOUNT: PIN MOUNT.  
 TRANSMISSION OIL COOLER: NONE.  
 COMMENTS: PLASTIC TANKS AND ALUMINIUM CORE.  
 WITHOUT DRAIN VALVE ON LOWER TANK.  
 CORE: 380.0 x 556.6 x 25.9 mm (14 31/32" x 21 29/32" x 1").  
 ROW: 1


**XSARA (1.6-2.0i 16V)(4 Cil.)(YEAR: 2000-2002)(A/T)**
**(Cod.: P03R041700)**

INLET HEADER: 566.2 x 45.9 mm. (22 19/64" x 1 13/16").  
 OUTLET HEADER: 566.2 x 45.9 mm. (22 19/64" x 1 13/16").  
 INLET CONN: Ø32.0 mm. (Ø1 1/4"); Ø15.0 mm. (Ø5/32")(UPPER TANK).  
 OUTLET CONN: Ø32.0 mm. (Ø1 1/4"); Ø16.0 mm. (Ø5/8")(LOWER TANK).  
 TYPE OF MOUNT: PIN MOUNT.  
 TRANSMISSION OIL COOLER: NONE.  
 COMMENTS: PLASTIC TANKS AND ALUMINIUM CORE.  
 WITHOUT DRAIN VALVE ON LOWER TANK.  
 CORE: 380.0 x 547.1 x 16.0 mm. (14 31/32" x 21 17/32" x 5/8").  
 ROW: 1


**XSARA-PICASSO (1.8i 16V-2.0HDI-2.0i 16V)(4 Cil.)**
**(YEAR: 1999-2002)(M/T)(Cod.: P03R041800)**

INLET HEADER: 566.2 x 45.9 mm. (22 19/64" x 1 13/16").  
 OUTLET HEADER: 566.2 x 45.9 mm. (22 19/64" x 1 13/16").  
 INLET CONN: Ø32.0 mm. (Ø1 1/4"); Ø8.0 mm. (Ø5/16")(UPPER TANK).  
 OUTLET CONN: Ø32.0 mm. (Ø1 1/4"); Ø18.0 mm. (Ø23/32")(LOWER TANK).  
 TYPE OF MOUNT: PIN MOUNT.  
 TRANSMISSION OIL COOLER: NONE.  
 COMMENTS: PLASTIC TANKS AND ALUMINIUM CORE.  
 WITH DRAIN VALVE ON LOWER TANK.  
 SENSOR CONNECT ON UPPER TANK (M22 x 1.5).  
 CORE: 380.0 x 556.6 x 25.9 mm (14 31/32" x 21 29/32" x 1").  
 ROW: 1



**XSARA-PICASSO (1.6-1.8i 16V)(4 Cil.)(YEAR: 1999-2002)(M/T)**  
**(Cod.: P03R041900)**

INLET HEADER: 566.2 x 45.9 mm. (22 19/64" x 1 13/16").  
 OUTLET HEADER: 566.2 x 45.9 mm. (22 19/64" x 1 13/16").  
 INLET CONN: Ø32.0 mm. (Ø1 1/4"); Ø15.0 mm. (Ø19/32")(UPPER TANK).  
 OUTLET CONN: Ø32.0 mm. (Ø1 1/4"); Ø18.0 mm. (Ø23/32")(LOWER TANK).  
 TYPE OF MOUNT: PIN MOUNT.  
 TRANSMISSION OIL COOLER: NONE.  
 COMMENTS: PLASTIC TANKS AND ALUMINIUM CORE.  
 WITHOUT DRAIN VALVE ON LOWER TANK.  
 SENSOR CONNECT ON UPPER TANK (M22 x 1.5).  
 CORE: 380.0 x 547.1 x 16.0 mm. (14 31/32" x 21 17/32" x 5/8").  
 ROW: 1



**XSARA-BERLINGO (1.6-1.6i-1.9D-1.9SD-1.9TD-2.0HDI)**  
**(4 Cil.)(YEAR: 2000-2002)(A/T-M/T)(Cod.: P03R042000)**

INLET HEADER: 566.2 x 45.9 mm. (22 19/64" x 1 13/16").  
 OUTLET HEADER: 566.2 x 45.9 mm. (22 19/64" x 1 13/16").  
 INLET CONN: Ø32.0 mm. (Ø1 1/4"); Ø15.0 mm. (Ø19/32")(UPPER TANK).  
 OUTLET CONN: Ø32.0 mm. (Ø1 1/4"); Ø18.0 mm. (Ø23/32")(LOWER TANK).  
 TYPE OF MOUNT: PIN MOUNT.  
 TRANSMISSION OIL COOLER: NONE.  
 COMMENTS: PLASTIC TANKS AND ALUMINIUM CORE.  
 WITHOUT DRAIN VALVE ON LOWER TANK.  
 CORE: 380.0 x 556.6 x 25.9 mm (14 31/32" x 21 29/32" x 1").  
 ROW: 1



**XSARA (2.0i-2.0i 16V)(4 Cil.)(YEAR: 2000-2002)(A/T-M/T)**  
**(Cod.: P03R042200)**

INLET HEADER: 566.2 x 45.9 mm. (22 19/64" x 1 13/16").  
 OUTLET HEADER: 566.2 x 45.9 mm. (22 19/64" x 1 13/16").  
 INLET CONN: Ø32.0 mm. (Ø 1 1/4"); Ø15.0 mm. (Ø19/32")(UPPER TANK).  
 OUTLET CONN: Ø 32.0 mm. (Ø1 1/4"); Ø18.0 mm. (Ø23/32");  
 Ø16.0 mm. (Ø5/8")(LOWER TANK).  
 TYPE OF MOUNT: PIN MOUNT.  
 TRANSMISSION OIL COOLER: NONE.  
 COMMENTS: PLASTIC TANKS AND ALUMINIUM CORE.  
 WITHOUT DRAIN VALVE ON LOWER TANK.  
 CORE: 380.0 x 556.6 x 25.9 mm (14 31/32" x 21 29/32" x 1").  
 ROW: 1



**XSARA-BERLINGO (1.4-1.6i-2.0i)(4 Cil.)(YEAR: 2000-)(M/T)**  
**(Cod.: P03R042300)**

INLET HEADER: 566.2 x 45.9 mm. (22 19/64" x 1 13/16").  
 OUTLET HEADER: 566.2 x 45.9 mm. (22 19/64" x 1 13/16").  
 INLET CONN: Ø32.0 mm. (Ø1 1/4"); Ø15.0 mm. (Ø19/32")(UPPER TANK).  
 OUTLET CONN: Ø32.0 mm. (Ø1 1/4"); Ø18.0 mm. (Ø23/32")(LOWER TANK).  
 TYPE OF MOUNT: PIN MOUNT.  
 TRANSMISSION OIL COOLER: NONE.  
 COMMENTS: PLASTIC TANKS AND ALUMINIUM CORE.  
 WITHOUT DRAIN VALVE ON LOWER TANK.  
 CORE: 380.0 x 547.1 x 16.0 mm. (14 31/32" x 21 17/32" x 5/8").  
 ROW: 1



**C3 PLURIEL (1.4 Lts.)(4 Cil.)(YEAR: 2004-)(M/T)**  
**(Cod.: P03R042800)**

INLET HEADER: 412.2 x 45.5 mm. (16 7/32" x 1 51/64").  
 OUTLET HEADER: 412.2 x 45.5 mm. (16 7/32" x 1 51/64").  
 INLET CONN: Ø28.0 mm. (Ø1 7/64"); Ø15.0 mm. (Ø19/32")(UPPER TANK).  
 OUTLET CONN: Ø28.0 mm. (Ø1 7/64"); Ø16.0 mm. (Ø5/8")(LOWER TANK).  
 TYPE OF MOUNT: PIN MOUNT.  
 TRANSMISSION OIL COOLER: NONE.  
 COMMENTS: PLASTIC TANKS AND ALUMINIUM CORE.  
 CORE: 381.0 x 399.8 x 25.9 mm. (15" x 15 47/64" x 1").  
 ROW: 1




**C3 (1.4 Lts.)(4 Cil.)(YEAR: )(A/T)**  
**(Cod.: P03R042900)**

INLET HEADER: 412.2 x 45.5 mm. (16 7/32" x 1 51/64").  
 OUTLET HEADER: 412.2 x 45.5 mm. (16 7/32" x 1 51/64").  
 INLET CONN: Ø28.0 mm. (Ø1 7/64"); Ø15.0 mm. (Ø19/32")(UPPER TANK).  
 OUTLET CONN: Ø28.0 mm. (Ø1 7/64"); Ø16.0 mm. (Ø5/8")(LOWER TANK).  
 TYPE OF MOUNT: PIN MOUNT.  
 TRANSMISSION OIL COOLER: NONE.  
 COMMENTS: PLASTIC TANKS AND ALUMINIUM CORE.  
 CORE: 381.0 x 399.8 x 25.9 mm. (15" x 15 47/64" x 1").  
 ROW: 1



**XSARA-PICASSO (2.0 HDI)(4 Cil.)(YEAR: 1999-2002)(M/T)**  
**(Cod.: P03R043000)**


INLET HEADER: 566.2 x 45.9 mm. (22 19/64" x 1 13/16").  
 OUTLET HEADER: 566.2 x 45.9 mm. (22 19/64" x 1 13/16").  
 INLET CONN: Ø32.0 mm. (Ø1 1/4"); Ø8.0 mm. (Ø5/16")(UPPER TANK).  
 OUTLET CONN: Ø32.0 mm. (Ø1 1/4"); Ø18.0 mm. (Ø23/32")(LOWER TANK).  
 TYPE OF MOUNT: PIN MOUNT.  
 TRANSMISSION OIL COOLER: NONE.  
 COMMENTS: PLASTIC TANKS AND ALUMINIUM CORE.  
 WITHOUT DRAIN VALVE ON LOWER TANK.  
 SENSOR CONNECT ON UPPER TANK (M22 x 1.5).  
 CORE: 380.0 x 556.6 x 25.9 mm (14 31/32" x 21 29/32" x 1").  
 ROW: 1



**XSARA-BERLINGO (1.1-1.4i-1.6i)(4 Cil.)(YEAR: 2000-)(M/T)**  
**(Cod.: P03R043100)**

INLET HEADER: 566.2 x 45.9 mm. (22 19/64" x 1 13/16").  
 OUTLET HEADER: 566.2 x 45.9 mm. (22 19/64" x 1 13/16").  
 INLET CONN: Ø32.0 mm. (Ø1 1/4"); Ø15.0 mm. (Ø19/32")(UPPER TANK).  
 OUTLET CONN: Ø32.0 mm. (Ø1 1/4"); Ø18.0 mm. (Ø23/32")(LOWER TANK).  
 TYPE OF MOUNT: PIN MOUNT.  
 TRANSMISSION OIL COOLER: NONE.  
 COMMENTS: PLASTIC TANKS AND ALUMINIUM CORE.  
 WITHOUT DRAIN VALVE ON LOWER TANK.  
 CORE: 380.0 x 547.1 x 16.0 mm. (14 31/32" x 21 17/32" x 5/8").  
 ROW: 1

**RADIATORS**  
**DAEWOO**



**KALOS (4 Cil.)(YEAR: 2005-)(A/T)**

**(Cod.: P03R020700)**

INLET HEADER: 441.2 x 49.2 mm. (17 3/8" x 1 15/16").  
 OUTLET HEADER: 441.2 x 49.2 mm. (17 3/8" x 1 15/16").  
 INLET CONN: Ø35.5 mm. (Ø1 3/8")(TOP RIGHT).  
 OUTLET CONN: Ø35.5 mm. (Ø1 3/8")(BOTTOM LEFT).  
 TYPE OF MOUNT: PIN MOUNT.  
 TRANSMISSION OIL COOLER: 254.0 mm. (10").  
 COMMENTS: PLASTIC TANKS AND ALUMINIUM CORE.  
 OVER FLOW TUBE ON TOP LEFT TANK.  
 CORE: 480.0 x 409.9 x 16.0 mm. (18 7/8" x 16 1/8" x 5/8").  
 ROW: 1



**KALOS (1.2-1.4 Lts.)(4 Cil.)(YEAR: 2002-)(A/T)**

**(Cod.: P03R020800)**

INLET HEADER: 441.2 x 49.2 mm. (17 3/8" x 1 15/16").  
 OUTLET HEADER: 441.2 x 49.2 mm. (17 3/8" x 1 15/16").  
 INLET CONN: Ø35.5 mm. (Ø1 3/8")(TOP RIGHT).  
 OUTLET CONN: Ø35.5 mm. (Ø1 3/8")(BOTTOM LEFT).  
 TYPE OF MOUNT: PIN MOUNT.  
 TRANSMISSION OIL COOLER: 254.0 mm. (10").  
 COMMENTS: PLASTIC TANKS AND ALUMINIUM CORE.  
 OVER FLOW TUBE ON TOP LEFT TANK.  
 CORE: 600.0 x 409.9 x 16.0 mm. (23 5/8" x 16 1/8" x 5/8").  
 ROW: 1



**KALOS (4 Cil.)(YEAR: 2005-)(M/T)**

**(Cod.: P03R030400)**

INLET HEADER: 441.2 x 49.2 mm. (17 3/8" x 1 15/16").  
 OUTLET HEADER: 441.2 x 49.2 mm. (17 3/8" x 1 15/16").  
 INLET CONN: Ø35.5 mm. (Ø1 3/8")(TOP RIGHT).  
 OUTLET CONN: Ø35.5 mm. (Ø1 3/8")(BOTTOM LEFT).  
 TYPE OF MOUNT: PIN MOUNT.  
 TRANSMISSION OIL COOLER: NONE.  
 COMMENTS: PLASTIC TANKS AND ALUMINIUM CORE.  
 OVER FLOW TUBE ON TOP LEFT TANK.  
 CORE: 480.0 x 409.9 x 16.0 mm. (18 7/8" x 16 1/8" x 5/8").  
 ROW: 1



**KALOS (1.2-1.4 Lts.)(4 Cil.)(YEAR: 2002-)(M/T)**

**(Cod.: P03R030900)**

INLET HEADER: 441.2 x 49.2 mm. (17 3/8" x 1 15/16").  
 OUTLET HEADER: 441.2 x 49.2 mm. (17 3/8" x 1 15/16").  
 INLET CONN: Ø35.5 mm. (Ø1 3/8")(TOP RIGHT).  
 OUTLET CONN: Ø35.5 mm. (Ø1 3/8")(BOTTOM LEFT).  
 TYPE OF MOUNT: PIN MOUNT.  
 TRANSMISSION OIL COOLER: NONE.  
 COMMENTS: PLASTIC TANKS AND ALUMINIUM CORE.  
 OVER FLOW TUBE ON TOP LEFT TANK.  
 CORE: 600.0 x 409.9 x 16.0 mm. (23 5/8" x 16 1/8" x 5/8").  
 ROW: 1



**MATIZ (1.0 Lts.)(4 Cil.)(YEAR: 2008-2011)(M/T)**  
**(Cod.: P03R044800)**

INLET HEADER: 341.8 x 39.8 mm. (13 29/64" x 1 9/16").  
 OUTLET HEADER: 341.8 x 39.8 mm. (13 29/64" x 1 9/16").  
 INLET CONN: Ø28.0 mm. (Ø1 7/64")(TOP LEFT).  
 OUTLET CONN: Ø28.0 mm. (Ø1 7/64")(BOTTOM RIGHT).  
 TYPE OF MOUNT: PIN MOUNT.  
 TRANSMISSION OIL COOLER: NONE.  
 COMMENTS: PLASTIC TANKS AND ALUMINIUM CORE.  
 CORE: 458.0 x 311.2 x 16.0 mm. (18" x 12 1/4" x 5/8").  
 ROW: 1



**TACUMA (1.8 Lts.)(4 Cil.)(YEAR: 2007-2008)(A/T)**  
**(Cod.: P03R044900)**

INLET HEADER: 723.0 mm. x 50.0 mm. (28 15/32" x 1 31/32").  
 OUTLET HEADER: 723.0 mm. x 50.0 mm. (28 15/32" x 1 31/32").  
 INLET CONN: Ø34.0 mm. (Ø1 11/32")(UPPER TANK).  
 OUTLET CONN: Ø34.0 mm. (Ø1 11/32")(LOWER TANK).  
 TYPE OF MOUNT: PIN MOUNT.  
 TRANSMISSION OIL COOLER: 292.0 mm. (11 1/2").  
 COMMENTS: PLASTIC TANKS AND ALUMINIUM CORE.  
 CORE: 375.0 x 700.0 x 16.0 mm. (14 49/64" x 27 9/16" x 5/8").  
 ROW: 1



**RADIATORS**  
**DAIHATSU**



**TERIOS (1.3 Lts.)(4 Cil.)(YEAR: 1997-2003)(A/T)**  
**(Cod.: P03R017600)**


INLET HEADER: 583.8 x 53.0 mm. (22 63/64" x 2 5/64").  
 OUTLET HEADER: 583.8 x 53.0 mm. (22 63/64" x 2 5/64").  
 INLET CONN: Ø32.0 mm. (Ø1 1/4")(UPPER TANK).  
 OUTLET CONN: Ø32.0 mm. (Ø1 1/4")(LOWER TANK).  
 TYPE OF MOUNT: PIN MOUNT.  
 TRANSMISSION OIL COOLER: 375.0 mm. (14 49/64").  
 COMMENTS: PLASTIC TANKS AND ALUMINIUM CORE.  
 CORE: 425.0 x 576.5 x 16.0 mm. (16 47/64" x 22 45/64" x 5/8").  
 ROW: 1



**TERIOS (1.3 Lts.)(4 Cil.)(YEAR: 1997-2003)(M/T)**  
**(Cod.: P03R017900)**

INLET HEADER: 583.8 x 53.0 mm. (22 63/64" x 2 5/64").  
 OUTLET HEADER: 583.8 x 53.0 mm. (22 63/64" x 2 5/64").  
 INLET CONN: Ø32.0 mm. (Ø1 1/4")(UPPER TANK).  
 OUTLET CONN: Ø32.0 mm. (Ø1 1/4")(LOWER TANK).  
 TYPE OF MOUNT: PIN MOUNT.  
 TRANSMISSION OIL COOLER: NONE.  
 COMMENTS: PLASTIC TANKS AND ALUMINIUM CORE.  
 CORE: 425.0 x 576.5 x 16.0 mm. (16 47/64" x 22 45/64" x 5/8").  
 ROW: 1

**RADIATORS**  
**DODGE**




**DODGE ESPECIAL (YEAR: 1975-1978)(A/T)**  
**(Cod.: P03R033700)**

INLET HEADER: 473.0 x 80.5 mm. (18 5/8" x 3 11/64").  
 OUTLET HEADER: 473.0 x 80.5 mm. (18 5/8" x 3 11/64").  
 INLET CONN: Ø45.0 mm. (Ø1 49/64")(TOP LEFT).  
 OUTLET CONN: Ø38.0 mm. (Ø1 1/2")(BOTTOM RIGHT).  
 TYPE OF MOUNT: SADDLE MOUNT.  
 TRANSMISSION OIL COOLER: 305.0 mm. (12").  
 COMMENTS: PLASTIC TANKS AND ALUMINIUM CORE.  
 CORE: 620.0 x 438.0 x 57.8 mm. (24 13/32" x 17 1/4" x 2 9/32").  
 ROW: 2



**RADIATORS**  
**ENCAVA**



**ENT-610 (5.9-8.7 Lts.)(6 Cil.)(YEAR: 2005-2011)(A/T-M/T)**  
**(Cod.: P03R050500)**

INLET HEADER: 681.5 x 80.7 mm. (26 53/64" x 3 3/16").  
 OUTLET HEADER: 681.5 x 80.7 mm. (26 53/64" x 3 3/16").  
 INLET CONN: Ø51.2 mm. (Ø2 1/64")(UPPER TANK).  
 OUTLET CONN: Ø51.2 mm. (Ø2 1/64")(LOWER TANK).  
 TYPE OF MOUNT: CORNER FLANGES.  
 TRANSMISSION OIL COOLER: NONE.  
 COMMENTS: PLASTIC TANKS AND ALUMINIUM CORE, INCLINED FILLER.  
 CORE: 606.0 x 664.5 x 57.8 mm. (23 55/64" x 26 5/32" x 2 9/32").  
 ROW: 2



**ENT-610 (5.9-8.7 Lts.)(6 Cil.)(YEAR: 2005-2011)(A/T-M/T)**  
**(Cod.: P03R050550)**

INLET HEADER: 681.5 x 80.7 mm. (26 53/64" x 3 3/16").  
 OUTLET HEADER: 681.5 x 80.7 mm. (26 53/64" x 3 3/16").  
 INLET CONN: Ø51.2 mm. (Ø2 1/64")(UPPER TANK).  
 OUTLET CONN: Ø51.2 mm. (Ø2 1/64")(LOWER TANK).  
 TYPE OF MOUNT: CORNER FLANGES.  
 TRANSMISSION OIL COOLER: NONE.  
 COMMENTS: PLASTIC TANKS AND ALUMINIUM CORE, VERTICAL FILLER.  
 CORE: 606.0 x 664.5 x 57.8 mm. (23 55/64" x 26 5/32" x 2 9/32").  
 ROW: 2



**ENT-600-28/30 (ECOLOGICO)(5.8 Lts.)(6 Cil.)**  
**(YEAR: 1992-1995)(A/T-M/T)(Cod.: P03R060200)**

INLET HEADER: 681.5 x 80.7 mm. (26 53/64" x 3 3/16").  
 OUTLET HEADER: 681.5 x 80.7 mm. (26 53/64" x 3 3/16").  
 INLET CONN: Ø51.2 mm. (Ø2 1/64")(UPPER TANK).  
 OUTLET CONN: Ø51.2 mm. (Ø2 1/64")(LOWER TANK).  
 TYPE OF MOUNT: CORNER FLANGES.  
 TRANSMISSION OIL COOLER: NONE.  
 COMMENTS: PLASTIC TANKS AND ALUMINIUM CORE.  
 CORE: 720.0 x 664.5 x 57.8 mm. (28 11/32" x 26 5/32" x 2 9/32").  
 ROW: 2



**ENT-3300 (8.3 Lts.)(6 Cil.)(YEAR: 2005-2014)(M/T)**  
**(Cod.: P03R501200)**

INLET HEADER: 728.3 x 113.3 mm. (28 43/64" x 4 15/32").  
 OUTLET HEADER: 728.3 x 113.3 mm. (28 43/64" x 4 15/32").  
 INLET CONN: Ø50.8 mm. (Ø2")(TOP LEFT).  
 OUTLET CONN: Ø50.8 mm. (Ø2")(BOTTOM RIGHT).  
 TYPE OF MOUNT: SADDLE MOUNT.  
 TRANSMISSION OIL COOLER: NONE.  
 COMMENTS: ALUMINIUM TANKS AND ALUMINIUM CORE.  
 CORE: 690.0 x 723.2 x 57.8 mm. (27 5/32" x 28 15/32" x 2 9/32").  
 ROW: 2



**ENT-610-32 (NATURAL)(5.8 Lts.)(6 Cil.)**  
**(YEAR: 1992-1995)(A/T-M/T)(Cod.: P03X603000)**  
 INLET HEADER: 681.5 x 80.7 mm. (26 53/64" x 3 3/16").  
 OUTLET HEADER: 681.5 x 80.7 mm. (26 53/64" x 3 3/16").  
 INLET CONN: Ø51.2 mm. (Ø2 1/64")(UPPER TANK).  
 OUTLET CONN: Ø51.2 mm. (Ø2 1/64")(LOWER TANK).  
 TYPE OF MOUNT: CORNER FLANGES.  
 TRANSMISSION OIL COOLER: NONE.  
 COMMENTS: ALUMINIUM TANKS AND ALUMINIUM CORE.  
 CORE: 717.0 x 664.5 x 57.8 mm. (28 7/32" x 26 5/32" x 2 9/32").  
 ROW: 2



**ENT-600-28/30 (ECOLOGICO)(5.8 Lts.)(6 Cil.)**  
**(YEAR: 1992-1995)(A/T-M/T)(Cod.: P03X603050)**  
 INLET HEADER: 632.0 x 78.0 mm. (24 7/8" x 3 5/64").  
 OUTLET HEADER: 632.0 x 78.0 mm. (24 7/8" x 3 5/64").  
 INLET CONN: Ø50.8 mm. (Ø2")(UPPER TANK).  
 OUTLET CONN: Ø50.8 mm. (Ø2")(LOWER TANK).  
 TYPE OF MOUNT: CORNER FLANGES.  
 TRANSMISSION OIL COOLER: NONE.  
 COMMENTS: ALUMINIUM TANKS AND ALUMINIUM CORE.  
 CORE: 720.0 x 630.0 x 57.8 mm. (28 11/32" x 24 51/64" x 2 9/32").  
 ROW: 2



**RADIATORS**  
**FIAT**



**DUCATO (GASOLINE)(1.8-2.0 Lts.)(4 Cil.)**  
**(YEAR: 1981-1994)(M/T)(Cod.: P03R001100)**

INLET HEADER: 421.3 x 54.0 mm. (16 37/64" x 2 1/8").  
 OUTLET HEADER: 421.3 x 54.0 mm. (16 37/64" x 2 1/8").  
 INLET CONN: Ø38.1 mm. (Ø1 1/2")(TOP RIGHT).  
 OUTLET CONN: Ø38.1 mm. (Ø1 1/2")(BOTTOM RIGHT).  
 TYPE OF MOUNT: TOP BRACKET / BOTTOM PIN.  
 TRANSMISSION OIL COOLER: NONE.  
 COMMENTS: PLASTIC TANKS AND ALUMINIUM CORE.  
 SENSOR CONNECT ON RIGHT TANK (M22 x 1.5).  
 CORE: 665.0 x 400.0 x 25.9 mm. (26 3/16" x 15 3/4" x 1").  
 ROW: 1



**TEMPRA (1.4-1.6SX ie-1.8SX ie-2.0SX ie)(4 Cil.)**  
**(YEAR: 1990-2000)(M/T)(Cod.: P03R002900)**

INLET HEADER: 388.9 x 48.9 mm. (15 5/16" x 1 59/64").  
 OUTLET HEADER: 388.9 x 48.9 mm. (15 5/16" x 1 59/64").  
 INLET CONN: Ø35.0 mm. (Ø1 3/8")(TOP LEFT).  
 OUTLET CONN: Ø35.0 mm. (Ø1 3/8")(BOTTOM LEFT).  
 TYPE OF MOUNT: TOP FLANGE / BOTTOM PIN.  
 TRANSMISSION OIL COOLER: NONE.  
 COMMENTS: PLASTIC TANKS AND ALUMINIUM CORE.  
 SENSOR CONNECT ON LEFT TANK (M22 x 1.5).  
 OVER FLOW: TUBE ON TOP LEFT TANK.  
 HATER CONNECT: TUBE ON BOTTOM LEFT TANK.  
 CORE: 502.0 x 370.4 x 25.9 mm. (19 49/64" x 14 37/64" x 1").  
 ROW: 1



**COUPE (2.0 ie)(4 16V.-5 20V.)(YEAR: 1994-)(M/T)**  
**(Cod.: P03R003000)**

INLET HEADER: 388.9 x 48.9 mm. (15 5/16" x 1 59/64").  
 OUTLET HEADER: 388.9 x 48.9 mm. (15 5/16" x 1 59/64").  
 INLET CONN: Ø35.0 mm. (Ø1 3/8")(TOP LEFT).  
 OUTLET CONN: Ø35.0 mm. (Ø1 3/8")(BOTTOM LEFT).  
 TYPE OF MOUNT: TOP FLANGE / BOTTOM PIN.  
 TRANSMISSION OIL COOLER: NONE.  
 COMMENTS: PLASTIC TANKS AND ALUMINIUM CORE.  
 SENSOR CONNECT ON LEFT TANK (M22 x 1.5).  
 OVER FLOW: TUBE ON TOP LEFT TANK.  
 HATER CONNECT: TUBE ON BOTTOM LEFT TANK.  
 CORE: 558.0 x 370.4 x 25.9 mm. (21 31/32" x 14 37/64" x 1").  
 ROW: 1




**BRAVA (1.9D)(4 Cil.)(YEAR: 1995-)(M/T)**  
**(Cod.: P03R012400)**


INLET HEADER: 585.7 x 51.2 mm. (23 1/16" x 2 1/64").  
 OUTLET HEADER: 585.7 x 51.2 mm. (23 1/16" x 2 1/64").  
 INLET CONN: Ø35.0 mm. (Ø1 3/8")(UPPER TANK).  
 OUTLET CONN: Ø35.0 mm. (Ø1 3/8")(UPPER TANK).  
 TYPE OF MOUNT: PIN MOUNT.  
 TRANSMISSION OIL COOLER: NONE.  
 COMMENTS: PLASTIC TANKS AND ALUMINIUM CORE.  
 SENSOR CONNECT ON UPPER TANK (M22 x 1.5).  
 OVER FLOW: TUBE ON UPPER TANK.  
 CORE: 375.0 x 557.5 x 25.9 mm. (14 49/64" x 21 61/64" x 1").  
 ROW: 1


**BRAVA-BRAVO-MAREA-MULTIPLA (1.4-1.8i-1.8i GT-2.0i HGT)**
**(4 Cil.)(YEAR: 1995-1999)(M/T)(Cod.: P03R012500)**

INLET HEADER: 585.7 x 51.2 mm. (23 1/16" x 2 1/64").  
 OUTLET HEADER: 585.7 x 51.2 mm. (23 1/16" x 2 1/64").  
 INLET CONN: Ø35.0 mm. (Ø1 3/8")(UPPER TANK).  
 OUTLET CONN: Ø35.0 mm. (Ø1 3/8")(UPPER TANK).  
 TYPE OF MOUNT: PIN MOUNT.  
 TRANSMISSION OIL COOLER: NONE.  
 COMMENTS: PLASTIC TANKS AND ALUMINIUM CORE.  
 SENSOR CONNECT ON UPPER TANK (M22 x 1.5).  
 OVER FLOW: TUBE ON UPPER TANK.  
 CORE: 375.0 x 557.5 x 25.9 mm. (14 49/64" x 21 61/64" x 1").  
 ROW: 1


**ULYSSE-SCUDO (1.8-1.9TD-2.0 TURBO ie 16V-2.1 TD)**
**(4 16V.)(YEAR: 1995-2002)(M/T)(Cod.: P03R018800)**


INLET HEADER: 472.6 x 49.4 mm. (18 39/64" x 1 15/16").  
 OUTLET HEADER: 472.6 x 49.4 mm. (18 39/64" x 1 15/16").  
 INLET CONN: Ø41.8 mm. (Ø1 41/64")(TOP LEFT).  
 OUTLET CONN: Ø35.0 mm. (Ø1 3/8")(BOTTOM RIGHT).  
 TYPE OF MOUNT: TOP BRACKET / BOTTOM PIN.  
 TRANSMISSION OIL COOLER: NONE.  
 COMMENTS: PLASTIC TANKS AND ALUMINIUM CORE.  
 SENSOR CONNECT ON LEFT TANK (M22 x 1.5).  
 CORE: 670.0 x 558.6 x 25.9 mm. (26 3/8" x 21 63/64" x 1").  
 ROW: 1


**STILO (1.2 16v-1.6 16V)(4 Cil.)(YEAR: 2002-)(M/T)**
**(Cod.: P03R019000)**


INLET HEADER: 323.0 x 33.0 mm. (12 23/32" x 1 19/64").  
 OUTLET HEADER: 323.0 x 33.0 mm. (12 23/32" x 1 19/64").  
 INLET CONN: Ø35.5 mm. (Ø1 25/64")(TOP LEFT).  
 OUTLET CONN: Ø35.5 mm. (Ø1 25/64")(BOTTOM RIGHT).  
 TYPE OF MOUNT: BOTTOM PIN MOUNT.  
 TRANSMISSION OIL COOLER: NONE.  
 COMMENTS: PLASTIC TANKS AND ALUMINIUM CORE.  
 CORE: 580.0 x 301.8 x 16.0 mm. (22 53/64" x 11 7/8" x 5/8").  
 ROW: 1


**STILO (1.8 16V-1.9JTD 115Hp-1.9JTD 80Hp-2.4 20V)**
**(4 Cil.)(YEAR: 2002-)(M/T)(Cod.: P03R019200)**

INLET HEADER: 423.0 x 55.1 mm. (16 21/32" x 2 11/64").  
 OUTLET HEADER: 423.0 x 55.1 mm. (16 21/32" x 2 11/64").  
 INLET CONN: Ø35.5 mm. (Ø1 25/64")(TOP LEFT).  
 OUTLET CONN: Ø35.5 mm. (Ø1 25/64")(BOTTOM LEFT).  
 TYPE OF MOUNT: PIN MOUNT.  
 TRANSMISSION OIL COOLER: NONE.  
 COMMENTS: PLASTIC TANKS AND ALUMINIUM CORE.  
 CORE: 580.0 x 399.8 x 25.9 mm. (22 53/64" x 15 3/4" x 1").  
 ROW: 1


**UNO (1.3-1.5 Lts.)(4 Cil.)(YEAR: 1985-1992)(M/T)  
(Cod.: P03R020200)**

INLET HEADER: 325.7 x 50.6 mm. (12 53/64" x 2").  
 OUTLET HEADER: 325.7 x 50.6 mm. (12 53/64" x 2").  
 INLET CONN: Ø35.5 mm. (Ø1 25/64")(TOP LEFT).  
 OUTLET CONN: Ø35.5 mm. (Ø1 25/64")(BOTTOM LEFT).  
 TYPE OF MOUNT: PIN MOUNT.  
 TRANSMISSION OIL COOLER: NONE.  
 COMMENTS: PLASTIC TANKS AND ALUMINIUM CORE.  
 SENSOR CONNECT ON LEFT TANK (M22 x 1.5) METAL FILTER NECK.  
 CORE: 544.0 x 317.8 x 25.9 mm. (21 27/64" x 12 33/64" x 1").  
 ROW: 1


**UNO (1.3-1.5 Lts.)(4 Cil.)(YEAR: 1985-1992)(M/T)  
(Cod.: P03R020300)**

INLET HEADER: 325.7 x 50.6 mm. (12 53/64" x 2").  
 OUTLET HEADER: 325.7 x 50.6 mm. (12 53/64" x 2").  
 INLET CONN: Ø35.5 mm. (Ø1 25/64")(TOP LEFT).  
 OUTLET CONN: Ø35.5 mm. (Ø1 25/64")(BOTTOM LEFT).  
 TYPE OF MOUNT: PIN MOUNT.  
 TRANSMISSION OIL COOLER: NONE.  
 COMMENTS: PLASTIC TANKS AND ALUMINIUM CORE.  
 SENSOR CONNECT ON LEFT TANK (M22 x 1.5) METAL FILTER NECK.  
 CORE: 544.0 x 317.8 x 25.9 mm. (21 27/64" x 12 33/64" x 1").  
 ROW: 1


**PREMIO (1.5-1.6 Lts.)(4 Cil.)(YEAR: 1992-1998)(M/T)  
(Cod.: P03R020500)**

INLET HEADER: 325.7 x 50.6 mm. (12 53/64" x 2").  
 OUTLET HEADER: 325.7 x 50.6 mm. (12 53/64" x 2").  
 INLET CONN: Ø35.5 mm. (Ø1 25/64")(TOP LEFT).  
 OUTLET CONN: Ø35.5 mm. (Ø1 25/64")(BOTTOM LEFT).  
 TYPE OF MOUNT: PIN MOUNT.  
 TRANSMISSION OIL COOLER: NONE.  
 COMMENTS: PLASTIC TANKS AND ALUMINIUM CORE.  
 SENSOR CONNECT ON RIGHT TANK (M22 x 1.5) METAL FILTER NECK.  
 CORE: 544.0 x 317.8 x 25.9 mm. (21 27/64" x 12 33/64" x 1").  
 ROW: 1



**PREMIO (1.5-1.6 Lts.)(4 Cil.)(YEAR: 1992-1998)(M/T)  
(Cod.: P03R020600)**

INLET HEADER: 325.7 x 50.6 mm. (12 53/64" x 2").  
 OUTLET HEADER: 325.7 x 50.6 mm. (12 53/64" x 2").  
 INLET CONN: Ø35.5 mm. (Ø1 25/64")(TOP LEFT).  
 OUTLET CONN: Ø35.5 mm. (Ø1 25/64")(BOTTOM LEFT).  
 TYPE OF MOUNT: PIN MOUNT.  
 TRANSMISSION OIL COOLER: NONE.  
 COMMENTS: PLASTIC TANKS AND ALUMINIUM CORE.  
 SENSOR CONNECT ON RIGHT TANK (M22 x 1.5) PLASTIC FILTER NECK.  
 CORE: 544.0 x 317.8 x 25.9 mm. (21 27/64" x 12 33/64" x 1").  
 ROW: 1




**DUCATO (DIESEL)(1.9D-1.9TD-2.5D)(4 Cil.)**  
**(YEAR: 1981-1994)(M/T)(Cod.: P03R040200)**

INLET HEADER: 421.3 x 54.0 mm. (16 37/64" x 2 1/8").  
 OUTLET HEADER: 421.3 x 54.0 mm. (16 37/64" x 2 1/8").  
 INLET CONN: Ø38.1 mm. (Ø1 1/2")(TOP LEFT).  
 OUTLET CONN: Ø38.1 mm. (Ø1 1/2")(BOTTOM LEFT).  
 TYPE OF MOUNT: TOP BRACKET / BOTTOM PIN.  
 TRANSMISSION OIL COOLER: NONE.  
 COMMENTS: PLASTIC TANKS AND ALUMINIUM CORE.  
 SENSOR CONNECT ON LEFT TANK (M22 x 1.5).  
 CORE: 665.0 x 400.0 x 25.9 mm. (26 3/16" x 15 3/4" x 1").  
 ROW: 1



**DUCATO-PEUGEOT BOXER (1.9-2.5 Lts.)(4 Cil.)**  
**(YEAR: 1981-1994)(M/T)(Cod.: P03R040250)**

INLET HEADER: 421.3 x 54.0 mm. (16 37/64" x 2 1/8").  
 OUTLET HEADER: 421.3 x 54.0 mm. (16 37/64" x 2 1/8").  
 INLET CONN: Ø38.1 mm. (Ø1 1/2")(TOP LEFT).  
 OUTLET CONN: Ø38.1 mm. (Ø1 1/2")(BOTTOM LEFT).  
 TYPE OF MOUNT: TOP BRACKET / BOTTOM PIN.  
 TRANSMISSION OIL COOLER: NONE.  
 COMMENTS: PLASTIC TANKS AND ALUMINIUM CORE.  
 SENSOR CONNECT ON LEFT TANK (M22 x 1.5).  
 CORE: 825.0 x 400.0 x 25.9 mm. (32 31/64" x 15 3/4" x 1").  
 ROW: 1



**PALIO-SIENA (1.6-1.8 Lts.)(4 Cil.)**  
**(YEAR: 2000-2011)(M/T)(Cod.: P03R049200)**

INLET HEADER: 395.0 x 45.0 mm. (15 35/64" x 1 49/64").  
 OUTLET HEADER: 395.0 x 45.0 mm. (15 35/64" x 1 49/64").  
 INLET CONN: Ø35.0 mm. (Ø1 3/8")(TOP LEFT).  
 OUTLET CONN: Ø35.0 mm. (Ø1 3/8")(BOTTOM LEFT).  
 TYPE OF MOUNT: PIN MOUNT.  
 TRANSMISSION OIL COOLER: NONE.  
 COMMENTS: PLASTIC TANKS AND ALUMINIUM CORE.  
 SENSOR CONNECT ON LEFT TANK (M22 x 1.5).  
 CORE: 520.0 x 348.0 x 25.9 mm. (20 15/32" x 13 45/64" x 1").  
 ROW: 1

**RADIATORS**  
**FORD**



**SIERRA (2.3 Lts.)(4 Cil.)(YEAR: 1985-1993)(A/T)**  
**(Cod.: P03R003100)**

INLET HEADER: 397.4 x 63.9 mm. (15 41/64" x 2 33/64").  
 OUTLET HEADER: 397.4 x 63.9 mm. (15 41/64" x 2 33/64").  
 INLET CONN: Ø32.0 mm. (Ø1 1/4")(TOP RIGHT).  
 OUTLET CONN: Ø32.0 mm. (Ø1 1/4")(BOTTOM LEFT).  
 TYPE OF MOUNT: CORNER FLANGES.  
 TRANSMISSION OIL COOLER: 250.1 mm. (9 27/32").  
 COMMENTS: PLASTIC TANKS AND ALUMINIUM CORE.  
 SENSOR CONNECT ON RIGHT TANK (M22 x 1.5).  
 CORE: 600.0 x 368.3 x 44.0 mm. (23 5/8" x 14 1/2" x 1 47/64").  
 ROW: 2



**SIERRA (3.2 Lts.)(4 Cil.)(YEAR: 1985-1993)(M/T)**  
**(Cod.: P03R003500)**

INLET HEADER: 397.4 x 63.9 mm. (15 41/64" x 2 33/64").  
 OUTLET HEADER: 397.4 x 63.9 mm. (15 41/64" x 2 33/64").  
 INLET CONN: Ø32.0 mm. (Ø1 1/4")(TOP RIGHT).  
 OUTLET CONN: Ø32.0 mm. (Ø1 1/4")(BOTTOM LEFT).  
 TYPE OF MOUNT: CORNER FLANGES.  
 TRANSMISSION OIL COOLER: NONE.  
 COMMENTS: PLASTIC TANKS AND ALUMINIUM CORE.  
 SENSOR CONNECT ON RIGHT TANK (M22 x 1.5).  
 CORE: 600.0 x 368.3 x 44.0 mm. (23 5/8" x 14 1/2" x 1 47/64").  
 ROW: 2



**SIERRA-MERCUR (4 Cil.)(YEAR: 1985-1993)(A/T)**  
**(Cod.: P03R003600)**

INLET HEADER: 397.4 x 63.9 mm. (15 41/64" x 2 33/64").  
 OUTLET HEADER: 397.4 x 63.9 mm. (15 41/64" x 2 33/64").  
 INLET CONN: Ø32.0 mm. (Ø1 1/4")(TOP RIGHT).  
 OUTLET CONN: Ø32.0 mm. (Ø1 1/4")(BOTTOM LEFT).  
 TYPE OF MOUNT: CORNER FLANGES.  
 TRANSMISSION OIL COOLER: 250.1 mm. (9 27/32").  
 COMMENTS: PLASTIC TANKS AND ALUMINIUM CORE.  
 SENSOR CONNECT ON RIGHT TANK (M22 x 1.5).  
 OVER FLOW CONNECT: ON RIGHT TANK (Ø10.0 mm.)(Ø3/8").  
 CORE: 600.0 x 368.3 x 44.0 mm. (23 5/8" x 14 1/2" x 1 47/64").  
 ROW: 2



**ESCORT-ORION (1.6-1.9-2.0D)(4 Cil.)**  
**(YEAR: 1981-1993)(A/T)(Cod.: P03R003700)**

INLET HEADER: 306.3 x 66.4 mm. (12 3/64" x 2 39/64").  
 OUTLET HEADER: 306.3 x 66.4 mm. (12 3/64" x 2 39/64").  
 INLET CONN: Ø34.0 mm. (Ø1 21/64")(TOP LEFT).  
 OUTLET CONN: Ø34.0 mm. (Ø1 21/64")(BOTTOM RIGHT).  
 TYPE OF MOUNT: TOP PIN / CORNER FLANGES.  
 TRANSMISSION OIL COOLER: NONE.  
 COMMENTS: PLASTIC TANKS AND ALUMINIUM CORE.  
 CORE: 600.0 x 286.6 x 44.0 mm. (23 5/8" x 11 9/32" x 1 47/64").  
 ROW: 2




**FESTIVA (1.3 Lts.)(4 Cil.)(YEAR: ALL)(A/T)**  
**(Cod.: P03R004000)**

INLET HEADER: 409.4 x 49.5 mm. (16 1/8" x 1 61/64").  
 OUTLET HEADER: 409.4 x 49.5 mm. (16 1/8" x 1 61/64").  
 INLET CONN: Ø28.0 mm. (Ø1 7/64")(UPPER TANK).  
 OUTLET CONN: Ø28.0 mm. (Ø1 7/64")(LOWER TANK).  
 TYPE OF MOUNT: PIN MOUNT.  
 TRANSMISSION OIL COOLER: 200.0 mm. (7 7/8").  
 COMMENTS: PLASTIC TANKS AND ALUMINIUM CORE.  
 CORE: 322.0 x 390.0 x 25.9 mm. (12 43/64" x 15 23/64" x 1").  
 ROW: 1



**FESTIVA (1.3 Lts.)(4 Cil.)(YEAR: ALL)(M/T)**  
**(Cod.: P03R004100)**

INLET HEADER: 409.4 x 49.5 mm. (16 1/8" x 1 61/64").  
 OUTLET HEADER: 409.4 x 49.5 mm. (16 1/8" x 1 61/64").  
 INLET CONN: Ø28.0 mm. (Ø1 7/64")(UPPER TANK).  
 OUTLET CONN: Ø28.0 mm. (Ø1 7/64")(LOWER TANK).  
 TYPE OF MOUNT: PIN MOUNT.  
 TRANSMISSION OIL COOLER: NONE.  
 COMMENTS: PLASTIC TANKS AND ALUMINIUM CORE.  
 CORE: 322.0 x 390.0 x 25.9 mm. (12 43/64" x 15 23/64" x 1").  
 ROW: 1



**ESCORT-ORION (1.4-1.5-1.6-1.8 Lts.)(4 Cil.)**  
**(YEAR: 1986-1990)(M/T)(Cod.: P03R004200)**

INLET HEADER: 306.3 x 66.4 mm. (12 3/64" x 2 39/64").  
 OUTLET HEADER: 306.3 x 66.4 mm. (12 3/64" x 2 39/64").  
 INLET CONN: Ø34.0 mm. (Ø1 21/64")(TOP LEFT).  
 OUTLET CONN: Ø34.0 mm. (Ø1 21/64")(BOTTOM RIGHT).  
 TYPE OF MOUNT: TOP PIN / CORNER FLANGES.  
 TRANSMISSION OIL COOLER: NONE.  
 COMMENTS: PLASTIC TANKS AND ALUMINIUM CORE.  
 CORE: 600.0 x 286.6 x 32.0 mm. (23 5/8" x 11 9/32" x 1 17/64").  
 ROW: 1



**LASER (1.5-1.6-1.8 Lts.)(4 Cil.)**  
**(YEAR: 1994-1999)(A/T)(Cod.: P03R004300)**

INLET HEADER: 715.2 x 49.6 mm. (28 5/32" x 1 61/64").  
 OUTLET HEADER: 715.2 x 49.6 mm. (28 5/32" x 1 61/64").  
 INLET CONN: Ø28.0 mm. (Ø1 7/64")(UPPER TANK).  
 OUTLET CONN: Ø28.0 mm. (Ø1 7/64")(LOWER TANK).  
 TYPE OF MOUNT: PIN MOUNT.  
 TRANSMISSION OIL COOLER: 350.0 mm. (13 25/32").  
 COMMENTS: PLASTIC TANKS AND ALUMINIUM CORE.  
 CORE: 325.0 x 693.8 x 16.0 mm. (12 51/64" x 27 5/16" x 5/8").  
 ROW: 1



**LASER (1.5-1.6-1.8 Lts.)(4 Cil.)**

**(YEAR: 2000-2002)(M/T)(Cod.: P03R004400)**

INLET HEADER: 715.2 x 49.6 mm. (28 5/32" x 1 61/64")  
 OUTLET HEADER: 715.2 x 49.6 mm. (28 5/32" x 1 61/64")  
 INLET CONN: Ø28.0 mm. (Ø1 7/64")(UPPER TANK).  
 OUTLET CONN: Ø28.0 mm. (Ø1 7/64")(LOWER TANK).  
 TYPE OF MOUNT: PIN MOUNT.  
 TRANSMISSION OIL COOLER: NONE.  
 COMMENTS: PLASTIC TANKS AND ALUMINIUM CORE.  
 CORE: 325.0 x 693.8 x 16.0 mm. (12 51/64" x 27 5/16" x 5/8")  
 ROW: 1



**F-150 (6 Cil.)(YEAR: 1985-1989)(M/T)**

**(Cod.: P03R004800)**

INLET HEADER: 472.8 x 49.6 mm. (18 39/64" x 1 61/64")  
 OUTLET HEADER: 472.8 x 49.6 mm. (18 39/64" x 1 61/64")  
 INLET CONN: Ø47.2 mm. (Ø1 55/64")(TOP LEFT).  
 OUTLET CONN: Ø47.2 mm. (Ø1 55/64")(BOTTOM RIGHT).  
 TYPE OF MOUNT: CORNER FLANGES.  
 TRANSMISSION OIL COOLER: NONE.  
 COMMENTS: PLASTIC TANKS AND ALUMINIUM CORE.  
 CORE: 700.0 x 458.6 x 25.9 mm. (27 9/16" x 18 3/64" x 1")  
 ROW: 1



**F-150 BRONCO / F-350 (6 Cil.)(YEAR: 1989-1991)(M/T)**

**(Cod.: P03R004900)**

INLET HEADER: 472.8 x 80.2 mm. (18 39/64" x 3 5/32")  
 OUTLET HEADER: 472.8 x 80.2 mm. (18 39/64" x 3 5/32")  
 INLET CONN: Ø44.5 mm. (Ø1 3/4")(TOP LEFT).  
 OUTLET CONN: Ø44.5 mm. (Ø1 3/4")(BOTTOM RIGHT).  
 TYPE OF MOUNT: CORNER FLANGES.  
 TRANSMISSION OIL COOLER: NONE.  
 COMMENTS: PLASTIC TANKS AND ALUMINIUM CORE.  
 CORE: 700.0 x 458.6 x 57.8 mm. (27 9/16" x 18 3/64" x 2 9/32")  
 ROW: 2



**F-150 BRONCO / F-350 (6 Cil.)(YEAR: 1989-1991)(A/T)**

**(Cod.: P03R005200)**

INLET HEADER: 472.8 x 80.2 mm. (18 39/64" x 3 5/32")  
 OUTLET HEADER: 472.8 x 80.2 mm. (18 39/64" x 3 5/32")  
 INLET CONN: Ø44.5 mm. (Ø1 3/4")(TOP LEFT).  
 OUTLET CONN: Ø44.5 mm. (Ø1 3/4")(BOTTOM RIGHT).  
 TYPE OF MOUNT: CORNER FLANGES.  
 TRANSMISSION OIL COOLER: 304.8 mm. (12")(1/4"-18NPTF).  
 COMMENTS: PLASTIC TANKS AND ALUMINIUM CORE.  
 CORE: 700.0 x 458.6 x 57.8 mm. (27 9/16" x 18 3/64" x 2 9/32")  
 ROW: 2



**F-150 BRONCO / F-350 (8 Cil.)(YEAR: 1993-1996)(A/T)**  
**(Cod.: P03R005300)**

INLET HEADER: 472.8 x 80.2 mm. (18 39/64" x 3 5/32").  
 OUTLET HEADER: 472.8 x 80.2 mm. (18 39/64" x 3 5/32").  
 INLET CONN: Ø44.5 mm. (Ø1 3/4")(TOP RIGHT).  
 OUTLET CONN: Ø44.5 mm. (Ø1 3/4")(BOTTOM LEFT).  
 TYPE OF MOUNT: CORNER FLANGES.  
 TRANSMISSION OIL COOLER: 304.8 mm. (12")(1/4"-18NPTF).  
 COMMENTS: PLASTIC TANKS AND ALUMINIUM CORE.  
 CORE: 700.0 x 458.6 x 57.8 mm. (27 9/16" x 18 3/64" x 2 9/32").  
 ROW: 2



**F-150 BRONCO / F-350 (8 Cil.)(YEAR: 1993-1996)(M/T)**  
**(Cod.: P03R005400)**

INLET HEADER: 472.8 x 80.2 mm. (18 39/64" x 3 5/32").  
 OUTLET HEADER: 472.8 x 80.2 mm. (18 39/64" x 3 5/32").  
 INLET CONN: Ø44.5 mm. (Ø1 3/4")(TOP RIGHT).  
 OUTLET CONN: Ø44.5 mm. (Ø1 3/4")(BOTTOM LEFT).  
 TYPE OF MOUNT: CORNER FLANGES.  
 TRANSMISSION OIL COOLER: NONE.  
 COMMENTS: PLASTIC TANKS AND ALUMINIUM CORE.  
 CORE: 700.0 x 458.6 x 57.8 mm. (27 9/16" x 18 3/64" x 2 9/32").  
 ROW: 2




**EXPLORER (4.7 Lts.)(6 Cil.)(YEAR: 1997-2000)(A/T)**  
**(Cod.: P03R005500)**

INLET HEADER: 607.2 x 80.4 mm. (23 29/32" x 3 5/32").  
 OUTLET HEADER: 607.2 x 80.4 mm. (23 29/32" x 3 5/32").  
 INLET CONN: Ø38.3 mm. (Ø1 1/2")(TOP RIGHT).  
 OUTLET CONN: Ø38.3 mm. (Ø1 1/2")(BOTTOM LEFT).  
 TYPE OF MOUNT: CORNER FLANGES.  
 TRANSMISSION OIL COOLER: 304.8 mm. (12")(5/8"-18NPTF-2B).  
 COMMENTS: PLASTIC TANKS AND ALUMINIUM CORE.  
 CORE: 528.0 x 595.8 x 57.8 mm. (20 25/32" x 23 29/64" x 2 9/32").  
 ROW: 2



**EXPLORER (4.0 Lts.)(6 Cil.)(YEAR: 1997-1999)(M/T)**  
**(Cod.: P03R005600)**


INLET HEADER: 550.6 x 49.9 mm. (21 43/64" x 1 31/32").  
 OUTLET HEADER: 550.6 x 80.1 mm. (21 43/64" x 3 5/32").  
 INLET CONN: Ø38.0 mm. (Ø1 1/2")(TOP RIGHT).  
 OUTLET CONN: Ø38.0 mm. (Ø1 1/2")(BOTTOM LEFT).  
 TYPE OF MOUNT: CORNER FLANGES.  
 TRANSMISSION OIL COOLER: NONE.  
 COMMENTS: PLASTIC TANKS AND ALUMINIUM CORE.  
 CORE: 510.0 x 546.8 x 25.9 mm. (20 5/64" x 21 17/32" x 1").  
 ROW: 1


**F-150 FORTALEZA (4.2 Lts.)(6 Cil.)**
**(YEAR: 1997-2000)(M/T)(Cod.: P03R005700)**

INLET HEADER: 439.7 x 49.9 mm. (17 5/16" x 1 31/32").  
 OUTLET HEADER: 439.7 x 49.9 mm. (17 5/16" x 1 31/32").  
 INLET CONN: Ø44.5 mm. (Ø1 3/4")(TOP RIGHT).  
 OUTLET CONN: Ø44.5 mm. (Ø1 3/4")(BOTTOM LEFT).  
 TYPE OF MOUNT: PIN MOUNT.  
 TRANSMISSION OIL COOLER: NONE.  
 COMMENTS: PLASTIC TANKS AND ALUMINIUM CORE,  
 OVER FLOW TUBE ON LEFT TANK.  
 CORE: 810.0 x 429.2 x 25.9 mm. (31 57/64" x 16 57/64" x 1").  
 ROW: 1


**F-150 (4.2 Lts.)(6 Cil.)(YEAR: 1997-2000)(A/T)**
**(Cod.: P03R005800)**


INLET HEADER: 439.7 x 80.5 mm. (17 5/16" x 3 11/64").  
 OUTLET HEADER: 439.7 x 80.5 mm. (17 5/16" x 3 11/64").  
 INLET CONN: Ø44.5 mm. (Ø1 3/4")(TOP RIGHT).  
 OUTLET CONN: Ø44.5 mm. (Ø1 3/4")(BOTTOM LEFT).  
 TYPE OF MOUNT: PIN MOUNT.  
 TRANSMISSION OIL COOLER: 304.8 mm. (12")(1/2"-20UNF-2B).  
 COMMENTS: PLASTIC TANKS AND ALUMINIUM CORE,  
 OVER FLOW TUBE ON LEFT TANK.  
 CORE: 810.0 x 429.2 x 57.8 mm. (31 57/64" x 16 57/64" x 2 9/32").  
 ROW: 2


**F-150 RANGER LARIAT (5.4 Lts.)(8 Cil.)**
**(YEAR: 1997-2000)(A/T)(Cod.: P03R005900)**

INLET HEADER: 439.7 x 80.5 mm. (17 5/16" x 3 11/64").  
 OUTLET HEADER: 439.7 x 80.5 mm. (17 5/16" x 3 11/64").  
 INLET CONN: Ø44.5 mm. (Ø1 3/4")(TOP RIGHT).  
 OUTLET CONN: Ø44.5 mm. (Ø1 3/4")(BOTTOM LEFT).  
 TYPE OF MOUNT: PIN MOUNT.  
 TRANSMISSION OIL COOLER: 304.8 mm. (12")(5/8"-18UNF-2B).  
 COMMENTS: PLASTIC TANKS AND ALUMINIUM CORE,  
 OVER FLOW TUBE ON LEFT TANK.  
 CORE: 810.0 x 429.2 x 57.8 mm. (31 57/64" x 16 57/64" x 2 9/32").  
 ROW: 2



**RANGER (2.4-3.0-4.2 Lts.)(4 Cil.)(YEAR: 1998-2000)(M/T)**
**(Cod.: P03R006200)**

INLET HEADER: 550.6 x 49.9 mm. (21 43/64" x 1 31/32").  
 OUTLET HEADER: 550.6 x 80.1 mm. (21 43/64" x 3 5/32").  
 INLET CONN: Ø38.0 mm. (Ø1 1/2")(TOP LEFT).  
 OUTLET CONN: Ø38.0 mm. (Ø1 1/2")(BOTTOM RIGHT).  
 TYPE OF MOUNT: CORNER FLANGES.  
 TRANSMISSION OIL COOLER: NONE.  
 COMMENTS: PLASTIC TANKS AND ALUMINIUM CORE.  
 CORE: 510.0 x 546.8 x 25.9 mm. (20 5/64" x 21 17/32" x 1").  
 ROW: 1



**FORTALEZA (4.2-5.4 Lts.)(6 Cil.)(YEAR: 1999-2000)  
(A/T)(Cod.: P03R006400)**

INLET HEADER: 439.7 x 49.9 mm. (17 5/16" x 1 31/32").  
 OUTLET HEADER: 439.7 x 80.5 mm. (17 5/16" x 3 11/64").  
 INLET CONN: Ø44.5 mm. (Ø1 3/4")(TOP RIGHT).  
 OUTLET CONN: Ø44.5 mm. (Ø1 3/4")(BOTTOM LEFT).  
 TYPE OF MOUNT: PIN MOUNT.  
 TRANSMISSION OIL COOLER: 304.8 mm. (12")(5/8"-18UNF-2B).  
 COMMENTS: PLASTIC TANKS AND ALUMINIUM CORE,  
 OVER FLOW TUBE ON LEFT TANK.  
 CORE: 810.0 x 429.2 x 25.9 mm. (31 57/64" x 16 57/64" x 1").  
 ROW: 1



**RANGER (2.3 Lts.)(6 Cil.)(YEAR: 2001-2012)(M/T)  
(Cod.: P03R015800)**

INLET HEADER: 607.2 x 80.4 mm. (23 29/32" x 3 11/64").  
 OUTLET HEADER: 607.2 x 80.4 mm. (23 29/32" x 3 11/64").  
 INLET CONN: Ø38.3 mm. (Ø1 1/2")(TOP RIGHT).  
 OUTLET CONN: Ø38.3 mm. (Ø1 1/2")(BOTTOM LEFT).  
 TYPE OF MOUNT: CORNER FLANGES.  
 TRANSMISSION OIL COOLER: NONE.  
 COMMENTS: PLASTIC TANKS AND ALUMINIUM CORE,  
 OVER FLOW TUBE ON LEFT TANK.  
 CORE: 528.6 x 595.8 x 25.9 mm. (20 13/16" x 23 29/64" x 1").  
 ROW: 1



**RANGER-SPORTRAC (4.0 Lts.)(6 Cil.)  
(YEAR: 1998-2000)(A/T)(Cod.: P03R016400)**

INLET HEADER: 607.2 x 80.4 mm. (23 29/32" x 3 11/64").  
 OUTLET HEADER: 607.2 x 80.4 mm. (23 29/32" x 3 11/64").  
 INLET CONN: Ø38.0 mm. (Ø1 1/2")(TOP RIGHT).  
 OUTLET CONN: Ø38.0 mm. (Ø1 1/2")(BOTTOM LEFT).  
 TYPE OF MOUNT: CORNER FLANGES.  
 TRANSMISSION OIL COOLER: 304.8 mm. (12")(5/8"-18UNF-2B).  
 COMMENTS: PLASTIC TANKS AND ALUMINIUM CORE.  
 CORE: 528.6 x 595.8 x 25.9 mm. (20 13/16" x 23 29/64" x 1").  
 ROW: 1



**RANGER-SPORTRAC (4.0 Lts.)(6 Cil.)  
(YEAR: 1998-2000)(M/T)(Cod.: P03R016500)**

INLET HEADER: 607.2 x 80.4 mm. (23 29/32" x 3 11/64").  
 OUTLET HEADER: 607.2 x 80.4 mm. (23 29/32" x 3 11/64").  
 INLET CONN: Ø38.0 mm. (Ø1 1/2")(TOP RIGHT).  
 OUTLET CONN: Ø38.0 mm. (Ø1 1/2")(BOTTOM LEFT).  
 TYPE OF MOUNT: CORNER FLANGES.  
 TRANSMISSION OIL COOLER: NONE.  
 COMMENTS: PLASTIC TANKS AND ALUMINIUM CORE.  
 CORE: 528.6 x 595.8 x 25.9 mm. (20 13/16" x 23 29/64" x 1").  
 ROW: 1



**F-150 FORTALEZA / EXPEDITION / FX-4 (5.4 Lts.)**  
**(8 Cil.)(YEAR: 2003-2005)(A/T)(Cod.: P03R016600)**

INLET HEADER: 439.7 x 80.5 mm. (17 5/16" x 3 11/64").  
 OUTLET HEADER: 439.7 x 80.5 mm. (17 5/16" x 3 11/64").  
 INLET CONN: Ø44.5 mm. (Ø1 3/4")(TOP RIGHT).  
 OUTLET CONN: Ø44.5 mm. (Ø1 3/4")(BOTTOM LEFT).  
 TYPE OF MOUNT: PIN MOUNT.  
 TRANSMISSION OIL COOLER: 304.8 mm. (12")(5/8"-18UNF-2B).  
 COMMENTS: PLASTIC TANKS AND ALUMINIUM CORE.  
 CORE: 810.0 x 429.2 x 25.9 mm. (31 57/64" x 16 57/64" x 1").  
 ROW: 1




**FIESTA (1.6 Lts.)(4 Cil.)(YEAR: 2000-2004)(M/T)**  
**(Cod.: P03R016900)**

INLET HEADER: 362.2 x 45.5 mm. (14 1/4" x 1 51/64").  
 OUTLET HEADER: 362.2 x 45.5 mm. (14 1/4" x 1 51/64").  
 INLET CONN: Ø27.0 mm. (Ø1 1/16")(TOP LEFT).  
 OUTLET CONN: Ø27.0 mm. (Ø1 1/16")(BOTTOM LEFT).  
 TYPE OF MOUNT: PIN MOUNT.  
 TRANSMISSION OIL COOLER: NONE.  
 COMMENTS: PLASTIC TANKS AND ALUMINIUM CORE  
 WITH DRAIN VALVE.  
 CORE: 500.0 x 350.8 x 25.9 mm. (19 11/16" x 13 13/16" x 1").  
 ROW: 1



**FIESTA POWER-AMAZON / ECOSPORT (1.6 Lts.)**  
**(4 Cil.)(YEAR: 2004-2008)(M/T)(Cod.: P03R017700)**

INLET HEADER: 362.2 x 45.5 mm. (14 1/4" x 1 51/64").  
 OUTLET HEADER: 362.2 x 45.5 mm. (14 1/4" x 1 51/64").  
 INLET CONN: Ø27.0 mm. (Ø1 1/16")(TOP LEFT).  
 OUTLET CONN: Ø27.0 mm. (Ø1 1/16")(BOTTOM LEFT).  
 TYPE OF MOUNT: PIN MOUNT.  
 TRANSMISSION OIL COOLER: NONE.  
 COMMENTS: PLASTIC TANKS AND ALUMINIUM CORE.  
 WITHOUT TUBE ON TOP RIGHT TANK.  
 CORE: 560.0 x 347.7 x 19.05 mm. (22 3/64" x 13 11/16" x 3/4").  
 ROW: 1




**FIESTA POWER-AMAZON / ECOSPORT (1.6 Lts.)**  
**(4 Cil.)(YEAR: 2004-2008)(M/T)(Cod.: P03R017701)**

INLET HEADER: 362.2 x 45.5 mm. (14 1/4" x 1 51/64").  
 OUTLET HEADER: 362.2 x 45.5 mm. (14 1/4" x 1 51/64").  
 INLET CONN: Ø27.0 mm. (Ø1 1/16")(TOP LEFT).  
 OUTLET CONN: Ø27.0 mm. (Ø1 1/16")(BOTTOM LEFT).  
 TYPE OF MOUNT: PIN MOUNT.  
 TRANSMISSION OIL COOLER: NONE.  
 COMMENTS: PLASTIC TANKS AND ALUMINIUM CORE.  
 WITH TUBE ON TOP RIGHT TANK.  
 CORE: 560.0 x 347.7 x 19.05 mm. (22 3/64" x 13 11/16" x 3/4").  
 ROW: 1



**FIESTA POWER-AMAZON / ECOSPORT (1.6 Lts.)**  
**(4 Cil.)(YEAR: 2004-2008)(M/T)(Cod.: P03R017800)**

INLET HEADER: 362.2 x 45.5 mm. (14 1/4" x 1 51/64").  
 OUTLET HEADER: 362.2 x 45.5 mm. (14 1/4" x 1 51/64").  
 INLET CONN: Ø27.0 mm. (Ø1 1/16")(TOP LEFT).  
 OUTLET CONN: Ø27.0 mm. (Ø1 1/16")(BOTTOM LEFT).  
 TYPE OF MOUNT: PIN MOUNT.  
 TRANSMISSION OIL COOLER: NONE.  
 COMMENTS: PLASTIC TANKS AND ALUMINIUM CORE WITH FIXATION CLIPS.  
 WITHOUT TUBE ON TOP RIGHT TANK.  
 CORE: 560.0 x 350.8 x 25.9 mm. (22 3/64" x 13 13/16" x 1").  
 ROW: 1



**FIESTA POWER-AMAZON / ECOSPORT (1.6 Lts.)**  
**(4 Cil.)(YEAR: 2004-2008)(M/T)(Cod.: P03R017801)**

INLET HEADER: 362.2 x 45.5 mm. (14 1/4" x 1 51/64").  
 OUTLET HEADER: 362.2 x 45.5 mm. (14 1/4" x 1 51/64").  
 INLET CONN: Ø27.0 mm. (Ø1 1/16")(TOP LEFT).  
 OUTLET CONN: Ø27.0 mm. (Ø1 1/16")(BOTTOM LEFT).  
 TYPE OF MOUNT: PIN MOUNT.  
 TRANSMISSION OIL COOLER: NONE.  
 COMMENTS: PLASTIC TANKS AND ALUMINIUM CORE WITHOUT FIXATION CLIPS.  
 WITH TUBE ON TOP RIGHT TANK.  
 CORE: 560.0 x 350.8 x 25.9 mm. (22 3/64" x 13 13/16" x 1").  
 ROW: 1



**FIESTA POWER-MAX-MOVE / ECOSPORT (1.6 Lts.)**  
**(4 Cil.)(YEAR: 2008-2013)(A/T)(Cod.: P03R017860)**

INLET HEADER: 362.7 x 45.5 mm. (14 9/32" x 1 51/64").  
 OUTLET HEADER: 362.7 x 45.5 mm. (14 9/32" x 1 51/64").  
 INLET CONN: Ø26.5 mm. (Ø1 3/64")(TOP LEFT).  
 OUTLET CONN: Ø26.5 mm. (Ø1 3/64")(BOTTOM LEFT).  
 TYPE OF MOUNT: PIN MOUNT.  
 TRANSMISSION OIL COOLER: NONE.  
 COMMENTS: PLASTIC TANKS AND ALUMINIUM CORE.  
 CORE: 560.0 x 341.0 x 25.9 mm. (22 3/64" x 13 27/64" x 1").  
 ROW: 1



**FIESTA (1.6 Lts.)(4 Cil.)(YEAR: 2000-2004)(M/T)**  
**(Cod.: P03R018900)**

INLET HEADER: 362.2 x 45.5 mm. (14 1/4" x 1 51/64").  
 OUTLET HEADER: 362.2 x 45.5 mm. (14 1/4" x 1 51/64").  
 INLET CONN: Ø27.0 mm. (Ø1 1/16")(TOP LEFT).  
 OUTLET CONN: Ø27.0 mm. (Ø1 1/16")(BOTTOM LEFT).  
 TYPE OF MOUNT: PIN MOUNT.  
 TRANSMISSION OIL COOLER: NONE.  
 COMMENTS: PLASTIC TANKS AND ALUMINIUM CORE WITHOUT DRAIN VALVE.  
 CORE: 500.0 x 350.8 x 25.9 mm. (19 11/16" x 13 13/16" x 1").  
 ROW: 1



**FOCUS (1.6-2.0 Lts.)(4 Cil.)(YEAR: 1998-2004)(A/T)**  
**(Cod.: P03R019400)**

INLET HEADER: 362.2 x 51.5 mm. (14 1/4" x 2 1/32").  
 OUTLET HEADER: 362.2 x 51.5 mm. (14 1/4" x 2 1/32").  
 INLET CONN: Ø35.0 mm. (Ø1 3/8")(TOP LEFT).  
 OUTLET CONN: Ø35.0 mm. (Ø1 3/8")(BOTTOM RIGHT).  
 TYPE OF MOUNT: PIN MOUNT.  
 TRANSMISSION OIL COOLER: NONE.  
 COMMENTS: PLASTIC TANKS AND ALUMINIUM CORE,  
 WITH DEGASSING PIPE Ø17.0 mm.ON RIGHT TANK.  
 CORE: 600.0 x 360.6 x 25.9 mm. (23 5/8" x 13 3/16" x 1").  
 ROW: 1




**FOCUS (1.6-2.0 Lts.)(4 Cil.)(YEAR: 1998-2004)(M/T)**  
**(Cod.: P03R020900)**

INLET HEADER: 362.2 x 51.5 mm. (14 1/4" x 2 1/32").  
 OUTLET HEADER: 362.2 x 51.5 mm. (14 1/4" x 2 1/32").  
 INLET CONN: Ø35.0 mm. (Ø1 3/8")(TOP LEFT).  
 OUTLET CONN: Ø35.0 mm. (Ø1 3/8")(BOTTOM RIGHT).  
 TYPE OF MOUNT: PIN MOUNT.  
 TRANSMISSION OIL COOLER: NONE.  
 COMMENTS: PLASTIC TANKS AND ALUMINIUM CORE,  
 WITHOUT DEGASSING PIPE Ø17.0 mm.ON RIGHT TANK.  
 CORE: 600.0 x 360.6 x 25.9 mm. (23 5/8" x 13 3/16" x 1").  
 ROW: 1




**EXPLORER (6 Cil.)(YEAR: 2002-2005)(M/T)**  
**(Cod.: P03R030800)**

INLET HEADER: 612.6 x 59.7 mm. (24 1/8" x 2 3/8").  
 OUTLET HEADER: 612.6 x 59.7 mm. (24 1/8" x 2 3/8").  
 INLET CONN: Ø37.0 mm. (Ø1 7/16")(TOP RIGHT).  
 OUTLET CONN: Ø37.0 mm. (Ø1 7/16")(BOTTOM LEFT).  
 TYPE OF MOUNT: CORNER FLANGES.  
 TRANSMISSION OIL COOLER: NONE.  
 COMMENTS: PLASTIC TANKS AND ALUMINIUM CORE  
 OVER FLOW TUBE RIGHT TANK.  
 HEATER CONNECTION ON LEFT TANK.  
 CORE: 537.0 x 605.6 x 25.9 mm. (21 9/64" x 23 27/32" x 1").  
 ROW: 1



**KA (1.6 Lts.)(4 Cil.)(YEAR: 2005-2008)(M/T)**  
**(Cod.: P03R033100)**

INLET HEADER: 362.0 mm. x 46.0 mm. (14 1/4" x 1 13/16").  
 OUTLET HEADER: 362.0 mm. x 46.0 mm. (14 1/4" x 1 13/16").  
 INLET CONN: Ø27.0 mm. (Ø1 1/16")(TOP RIGHT).  
 OUTLET CONN: Ø27.0 mm. (Ø1 1/16")(BOTTOM RIGHT).  
 TYPE OF MOUNT: PIN MOUNT.  
 TRANSMISSION OIL COOLER: NONE.  
 COMMENTS: PLASTIC TANKS AND ALUMINIUM CORE.  
 CORE: 380.0 x 350.7 x 25.9 mm. (14 61/64" x 13 13/16" x 1").  
 ROW: 1



**MUSTANG/ZEPHYR/FAIRMONT/GRANADA/COUGAR  
(2.3 Lts.)(6 Cil.)(YEAR: 1978-1985)(A/T)**

**(Cod.: P03R033300)**

INLET HEADER: 474.0 x 81.0 mm. (18 21/32" x 3 3/16").  
 OUTLET HEADER: 474.0 x 81.0 mm. (18 21/32" x 3 3/16").  
 INLET CONN: Ø45.0 mm. (Ø1 25/32")(TOP RIGHT).  
 OUTLET CONN: Ø38.1 mm. (Ø1 1/2")(BOTTOM LEFT).  
 TYPE OF MOUNT: SADDLE MOUNT.  
 TRANSMISSION OIL COOLER: 250.0 mm. (9 27/32").  
 COMMENTS: PLASTIC TANKS AND ALUMINIUM CORE.  
 CORE: 620.0 x 438.0 x 57.8 mm. (24 13/32" x 17 1/4" x 2 9/32").  
 ROW: 2




**LTD / GALAXY (4.2 Lts.)(8 Cil.)(YEAR: 1975-1978)  
(A/T)(Cod.: P03R033600)**

INLET HEADER: 474.0 x 81.0 mm. (18 21/32" x 3 3/16").  
 OUTLET HEADER: 474.0 x 81.0 mm. (18 21/32" x 3 3/16").  
 INLET CONN: Ø45.0 mm. (Ø1 25/32")(TOP RIGHT).  
 OUTLET CONN: Ø38.1 mm. (Ø1 1/2")(BOTTOM LEFT).  
 TYPE OF MOUNT: SADDLE MOUNT.  
 TRANSMISSION OIL COOLER: 250.0 mm. (9 27/32").  
 COMMENTS: PLASTIC TANKS AND ALUMINIUM CORE.  
 CORE: 750.0 x 438.0 x 57.8 mm. (29 17/32" x 17 1/4" x 2 9/32").  
 ROW: 2




**CONQUISTADOR/FAIRLINE (8 Cil.)(YEAR: 1975-1985)  
(A/T)(Cod.: P03R033800)**

INLET HEADER: 474.0 x 81.0 mm. (18 21/32" x 3 3/16").  
 OUTLET HEADER: 474.0 x 81.0 mm. (18 21/32" x 3 3/16").  
 INLET CONN: Ø45.0 mm. (Ø1 25/32")(TOP RIGHT).  
 OUTLET CONN: Ø38.1 mm. (Ø1 1/2")(BOTTOM LEFT).  
 TYPE OF MOUNT: SADDLE MOUNT.  
 TRANSMISSION OIL COOLER: 250.0 mm. (9 27/32").  
 COMMENTS: PLASTIC TANKS AND ALUMINIUM CORE.  
 CORE: 718.0 x 438.0 x 57.8 mm. (28 17/64" x 17 1/4" x 2 9/32").  
 ROW: 2



**MAVERICK/FALCON (2.8-3.3 Lts.)(6 Cil.)(YEAR: 1975-1980)  
(A/T)(Cod.: P03R033900)**

INLET HEADER: 474.0 x 81.0 mm. (18 21/32" x 3 3/16").  
 OUTLET HEADER: 474.0 x 81.0 mm. (18 21/32" x 3 3/16").  
 INLET CONN: Ø45.0 mm. (Ø1 25/32")(TOP RIGHT).  
 OUTLET CONN: Ø38.1 mm. (Ø1 1/2")(BOTTOM LEFT).  
 TYPE OF MOUNT: SADDLE MOUNT.  
 TRANSMISSION OIL COOLER: 250.0 mm. (9 27/32").  
 COMMENTS: PLASTIC TANKS AND ALUMINIUM CORE.  
 CORE: 530.0 x 438.0 x 57.8 mm. (20 55/64" x 17 1/4" x 2 9/32").  
 ROW: 2




**EXPLORER EDDY BAUER (4.7 Lts.)(8 Cil.)(YEAR: 2006-2011)(A/T)**  
**(Cod.: P03R046800)**

INLET HEADER: 600.5 x 80.0 mm. (23 41/64" x 3 9/64").  
 OUTLET HEADER: 600.5 x 80.0 mm. (23 41/64" x 3 9/64").  
 INLET CONN: Ø38.1 mm. (Ø1 1/2")(UPPER TANK).  
 OUTLET CONN: Ø38.1 mm. (Ø1 1/2")(LOWER TANK).  
 TYPE OF MOUNT: CORNER FLANGES.  
 TRANSMISSION OIL COOLER: 304.8 mm. (12")(CONN: M18 x 1.5)  
 COMMENTS: PLASTIC TANKS AND ALUMINIUM CORE.  
 CORE: 608.0 x 596.1 x 36.0 mm. (23 15/16" x 23 15/32" x 1 27/64").  
 ROW: 2




**FIESTA TITANIUM (1.6 Lts.)(4 Cil.)(YEAR: 2001-2017)(A/T)**  
**(Cod.: P03R050000)**

INLET HEADER: 566.2 x 45.9 mm. (22 19/64" x 1 13/16").  
 OUTLET HEADER: 566.2 x 45.9 mm. (22 19/64" x 1 13/16").  
 INLET CONN: Ø28.0 mm. (Ø1 7/64")(UPPER TANK).  
 OUTLET CONN: Ø28.0 mm. (Ø1 7/64")(LOWER TANK).  
 TYPE OF MOUNT: PIN MOUNT.  
 TRANSMISSION OIL COOLER: NONE.  
 COMMENTS: PLASTIC TANKS AND ALUMINIUM CORE.  
 CORE: 350.0 x 553.4 x 16.0 mm. (13 25/32" x 21 25/32" x 5/8").  
 ROW: 1



**F-250 SUPER DUTY (5.4-6.8 Lts.)(8-10 Cil.)**  
**(YEAR: 2010-)(A/T)(Cod.: P03R050100)**

INLET HEADER: 707.7 x 49.7 mm. (27 55/64" x 1 61/64").  
 OUTLET HEADER: 707.7 x 80.2 mm. (27 55/64" x 3 5/32").  
 INLET CONN: Ø46.5 mm. (Ø1 53/64")(TOP LEFT).  
 OUTLET CONN: Ø46.5 mm. (Ø1 53/64")(BOTTOM RIGHT).  
 TYPE OF MOUNT: PIN MOUNT.  
 TRANSMISSION OIL COOLER: 304.8 mm. (12").  
 COMMENTS: PLASTIC TANKS AND ALUMINIUM CORE.  
 CORE: 773.0 x 703.6 x 25.9 mm. (30 7/16" x 27 45/64" x 1").  
 ROW: 1



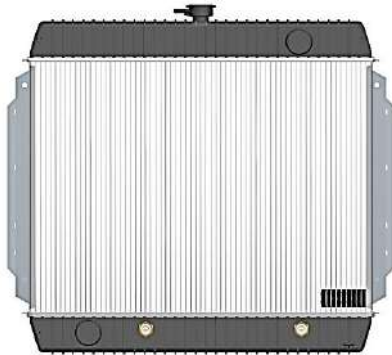
**F-350 SUPER DUTY (5.4-6.8 Lts.)(8-10 Cil.)**  
**(YEAR: 2010-)(M/T)(Cod.: P03R050150)**

INLET HEADER: 707.7 x 49.7 mm. (27 55/64" x 1 61/64").  
 OUTLET HEADER: 707.7 x 80.2 mm. (27 55/64" x 3 5/32").  
 INLET CONN: Ø46.5 mm. (Ø1 53/64")(TOP LEFT).  
 OUTLET CONN: Ø46.5 mm. (Ø1 53/64")(BOTTOM RIGHT).  
 TYPE OF MOUNT: PIN MOUNT.  
 TRANSMISSION OIL COOLER: NONE.  
 COMMENTS: PLASTIC TANKS AND ALUMINIUM CORE.  
 CORE: 773.0 x 703.6 x 25.9 mm. (30 7/16" x 27 45/64" x 1").  
 ROW: 1



**ECOSPORT TITANIUM (1.0-1.1i Lts.)(ECO BOOST 12V.)**  
**(YEAR: 2013-)(M/T)(Cod.: P03R050600)**

INLET HEADER: 566.2 x 45.9 mm. (22 19/64" x 1 13/16").  
 OUTLET HEADER: 566.2 x 45.9 mm. (22 19/64" x 1 13/16").  
 INLET CONN: Ø28.0 mm. (Ø1 7/64")(UPPER TANK).  
 OUTLET CONN: Ø28.0 mm. (Ø1 7/64")(LOWER TANK).  
 TYPE OF MOUNT: PIN MOUNT.  
 TRANSMISSION OIL COOLER: NONE.  
 COMMENTS: PLASTIC TANKS AND ALUMINIUM CORE.  
 CORE: 350.0 x 553.4 x 16.0 mm. (13 25/32" x 21 25/32" x 5/8").  
 ROW: 1



**F-100 (3.9-5.9 Lts.)(6-8 CIL.)(YEAR: 1965-1978)(A/T)**  
**(Cod.: P03R050700)**

INLET HEADER: 681.5 x 80.7 mm. (26 53/64" x 3 3/16").  
 OUTLET HEADER: 681.5 x 80.7 mm. (26 53/64" x 3 3/16").  
 INLET CONN: Ø51.2 mm. (Ø2 1/64")(UPPER TANK).  
 OUTLET CONN: Ø51.2 mm. (Ø2 1/64")(LOWER TANK).  
 TYPE OF MOUNT: CORNER FLANGES.  
 TRANSMISSION OIL COOLER: 305.0 mm. (12").  
 COMMENTS: PLASTIC TANKS AND ALUMINIUM CORE.  
 CORE: 490.0 x 664.5 x 57.8 mm. (19 19/64" x 26 5/32" x 2 9/32").  
 ROW: 2



**F-750 (5.9-6.1 Lts.)(8 CIL.)(YEAR: 1965-1988)(M/T)**  
**(Cod.: P03R050800)**

INLET HEADER: 681.5 x 80.7 mm. (26 53/64" x 3 3/16").  
 OUTLET HEADER: 681.5 x 80.7 mm. (26 53/64" x 3 3/16").  
 INLET CONN: Ø51.2 mm. (Ø2 1/64")(UPPER TANK).  
 OUTLET CONN: Ø51.2 mm. (Ø2 1/64")(LOWER TANK).  
 TYPE OF MOUNT: CORNER FLANGES.  
 TRANSMISSION OIL COOLER: NONE.  
 COMMENTS: PLASTIC TANKS AND ALUMINIUM CORE.  
 CORE: 606.0 x 664.5 x 57.8 mm. (23 55/64" x 26 5/32" x 2 9/32").  
 ROW: 2



**CARGO 1721 (8.3 Lts.)(6 CIL.)(YEAR: 2004-2020)(M/T)**  
**(Cod.: P03X070500)**

INLET HEADER: 640.5 x 80.0 mm. (25 7/32" x 3 5/32").  
 OUTLET HEADER: 640.5 x 80.0 mm. (25 7/32" x 3 5/32").  
 INLET CONN: Ø50.8 mm. (Ø2")(UPPER TANK).  
 OUTLET CONN: Ø50.8 mm. (Ø2")(LOWER TANK).  
 TYPE OF MOUNT: CORNER FLANGES.  
 TRANSMISSION OIL COOLER: NONE.  
 COMMENTS: ALUMINIUM TANKS AND ALUMINIUM CORE.  
 CORE: 749.0 x 637.0 x 36.0 mm. (29 31/64" x 25 5/64" x 1 27/64").  
 ROW: 2


**RADIATORS**  
**GENERAL MOTORS**  
**CHEVROLET**



**MONZA (4 CIL.) (YEAR: 1987-) (M/T)**

**(Cod.: P03R006600)**


INLET HEADER: 421.3 x 54 mm. (16 9/16" x 2 1/8").  
 OUTLET HEADER: 421.3 x 54 mm. (16 9/16" x 2 1/8").  
 INLET CONN: Ø34.5 mm. (Ø1 3/8")(TOP RIGHT).  
 OUTLET CONN: Ø34.5 mm. (Ø1 3/8")(BOTTOM LEFT).  
 TYPE OF MOUNT: PIN MOUNT.  
 TRANSMISSION OIL COOLER: NONE.  
 COMMENTS: PLASTIC TANKS AND ALUMINIUM CORE.  
 SENSOR CONNECT ON RIGHT TANK (M22 x 1.5).  
 OVER FLOW TUBE ON LEFT TANK.  
 CORE: 530.0 x 399.8 x 25.9 mm (20 7/8 x 15 3/4 x 1").  
 ROW: 1



**MONZA (4 CIL.) (YEAR: 1987-) (A/T)**

**(Cod.: P03R006700)**

INLET HEADER: 421.3 x 54 mm. (16 9/16" x 2 1/8").  
 OUTLET HEADER: 421.3 x 54 mm. (16 9/16" x 2 1/8").  
 INLET CONN: Ø34.5 mm. (Ø1 3/8")(TOP RIGHT).  
 OUTLET CONN: Ø34.5 mm. (Ø1 3/8")(BOTTOM LEFT).  
 TYPE OF MOUNT: PIN MOUNT.  
 TRANSMISSION OIL COOLER: 245.5 mm (9 5/8") M12 x 1.0  
 COMMENTS: PLASTIC TANKS AND ALUMINIUM CORE.  
 SENSOR CONNECT ON RIGHT TANK (M22 x 1.5).  
 OVER FLOW TUBE ON LEFT TANK.  
 CORE: 530.0 x 399.8 x 25.9 mm (20 7/8 x 15 3/4 x 1").  
 ROW: 1



**BLAZER S-10 (4.3 Lts.) (6 CIL.) (YEAR: 1988-1992)**

**(A/T) (Cod.: P03R007800)**

INLET HEADER: 420 x 62 mm. (16 1/2" x 2 7/16").  
 OUTLET HEADER: 420 x 62 mm. (16 1/2" x 2 7/16").  
 INLET CONN: Ø33.3 mm. (Ø1 5/16")(TOP LEFT).  
 OUTLET CONN: Ø40.0 mm. (Ø1 9/16")(BOTTOM RIGHT).  
 TYPE OF MOUNT: SADDLE MOUNT.  
 TRANS. OIL COOLER: 304.8 mm (12") RIGHT 1/2- 20UNF-2B.  
 ENG. OIL COOLER: NONE.  
 COMMENTS: PLASTIC TANKS AND ALUMINIUM CORE HEATER  
 CONNECTION ON RIGHT TANK.  
 CORE: 667.5 x 386.5 x 32.0 mm (26 1/4 x 15 3/16 x 1 1/4").  
 ROW: 1



**BLAZER S-10 (4.3 Lts.) (6 CIL.) (YEAR: 1988-1992)**


**(M/T) (Cod.: P03R007900)**

INLET HEADER: 420 x 62 mm. (16 1/2" x 2 7/16").  
 OUTLET HEADER: 420 x 62 mm. (16 1/2" x 2 7/16").  
 INLET CONN: Ø33.3 mm. (Ø1 5/16")(TOP LEFT).  
 OUTLET CONN: Ø40.0 mm. (Ø1 9/16")(BOTTOM RIGHT).  
 TYPE OF MOUNT: SADDLE MOUNT.  
 TRANS. OIL COOLER: NONE.  
 ENG. OIL COOLER: NONE.  
 COMMENTS: PLASTIC TANKS AND ALUMINIUM CORE HEATER  
 CONNECTION ON RIGHT TANK.  
 CORE: 667.5 x 386.5 x 32.0 mm (26 1/4 x 15 3/16 x 1 1/4").  
 ROW: 1



**S-10 (4.3 Lts.)(6 CIL.)(YEAR: 1993-1994)**  
**(A/T)(Cod.: P03R008000)**

INLET HEADER: 420 x 62 mm. (16 1/2" x 2 7/16").  
 OUTLET HEADER: 420 x 62 mm. (16 1/2" x 2 7/16").  
 INLET CONN: Ø33.3 mm. (Ø1 5/16")(TOP LEFT).  
 OUTLET CONN: Ø40.0 mm. (Ø1 9/16")(BOTTOM RIGHT).  
 TYPE OF MOUNT: SADDLE MOUNT.  
 TRANS. OIL COOLER: 304.8mm (12") RIGHT 1/2- 20UNF-2B  
 ENG. OIL COOLER: 304.8mm (12") LEFT M20 x 1.5.  
 COMMENTS: PLASTIC TANKS AND ALUMINIUM CORE  
 HEATER CONNECTION ON RIGHT TANK.  
 CORE: 667.5 x 386.4 x 32.0 mm (26 1/4 x 15 3/16 x 1 1/4").  
 ROW: 1



**S-10 (4.3 Lts.)(6 CIL.)(YEAR: 1993-1994)**  
**(M/T)(Cod.: P03R008100)**

INLET HEADER: 420 x 62 mm. (16 1/2" x 2 7/16").  
 OUTLET HEADER: 420 x 62 mm. (16 1/2" x 2 7/16").  
 INLET CONN: Ø33.3 mm. (Ø1 5/16")(TOP LEFT).  
 OUTLET CONN: Ø40.0 mm. (Ø1 9/16")(BOTTOM RIGHT).  
 TYPE OF MOUNT: SADDLE MOUNT.  
 TRANS. OIL COOLER: NONE.  
 ENG. OIL COOLER: 304.8mm (12") LEFT M20 x 1.5.  
 COMMENTS: PLASTIC TANKS AND ALUMINIUM CORE  
 HEATER CONNECTION ON RIGHT TANK.  
 CORE: 667.5 x 386.4 x 32.0 mm (26 1/4 x 15 3/16 x 1 1/4").  
 ROW: 1




**C-100 PICK-UP (4.3 Lts.)(6 CIL.)(YEAR: 1992-1993)**  
**(A/T)(Cod.: P03R008200)**

INLET HEADER: 475.5 x 62 mm. (18 3/4" x 2 7/16").  
 OUTLET HEADER: 475.5 x 62 mm. (18 3/4" x 2 7/16").  
 INLET CONN: Ø33.3 mm. (Ø1 5/16")(TOP LEFT).  
 OUTLET CONN: Ø40.7 mm. (Ø1 9/16")(BOTTOM RIGHT).  
 TYPE OF MOUNT: SADDLE MOUNT.  
 TRANSMISSION OIL COOLER: 292.0 mm (11 1/2")(1/2"-20UNF-2B).  
 COMMENTS: PLASTIC TANKS AND ALUMINIUM CORE  
 HEATER CONNECTION ON RIGHT TANK.  
 CORE: 527.8 x 442.0 x 32.0 mm (20 3/4 x 17 7/16 x 1 1/4").  
 ROW: 1



**SILVERADO/CHEYENNE/C-10/C-30 (4.3 Lts.)(6 CIL.)**  
**(YEAR: 1992-1994)(A/T)(Cod.: P03R008300)**


INLET HEADER: 475.5 x 62 mm. (18 3/4" x 2 7/16").  
 OUTLET HEADER: 475.5 x 62 mm. (18 3/4" x 2 7/16").  
 INLET CONN: Ø33.3 mm. (Ø1 5/16")(TOP LEFT).  
 OUTLET CONN: Ø40.0 mm. (Ø1 9/16")(BOTTOM RIGHT).  
 TYPE OF MOUNT: SADDLE MOUNT.  
 TRANSMISSION OIL COOLER: 292.0 mm (11 1/2")(1/2"-20UNF-2B).  
 COMMENTS: PLASTIC TANKS AND ALUMINIUM CORE  
 HEATER CONNECTION ON RIGHT TANK.  
 CORE: 718.3 x 442.0 x 32.0 mm (28 1/4 x 17 7/16 x 1 1/4").  
 ROW: 1



**S-10 / SONOMA (4.3 Lts.)(6 CIL.)**

**(YEAR: 1995-1996)(A/T)(Cod.: P03R008600)**

INLET HEADER: 420 x 62 mm. (16 1/2" x 2 7/16").  
 OUTLET HEADER: 420 x 62 mm. (16 1/2" x 2 7/16").  
 INLET CONN: Ø33.3 mm. (Ø1 5/16")(TOP LEFT).  
 OUTLET CONN: Ø40.0 mm. (Ø1 9/16")(BOTTOM RIGHT).  
 TYPE OF MOUNT: SADDLE MOUNT / BOTTOM PIN.  
 TRANS. OIL COOLER: 304.8 mm (12") RIGHT 1/2- 20UNF-2B  
 ENG. OIL COOLER: 304.8mm (12") LEFT M20 x 1.5.  
 COMMENTS: PLASTIC TANKS AND ALUMINIUM CORE.  
 CORE: 667.5 x 386.5 x 32.0 mm (26 1/4 x 15 3/16 x 1 1/4").  
 ROW: 1



**S-10 (4.3 Lts.)(6 CIL.)(YEAR: 1995-1996)(M/T)**  
**(Cod.: P03R008700)**


INLET HEADER: 420 x 62 mm. (16 1/2" x 2 7/16").  
 OUTLET HEADER: 420 x 62 mm. (16 1/2" x 2 7/16").  
 INLET CONN: Ø33.3 mm. (Ø1 5/16")(TOP LEFT).  
 OUTLET CONN: Ø40.0 mm. (Ø1 9/16")(BOTTOM RIGHT).  
 TYPE OF MOUNT: SADDLE MOUNT / BOTTOM PIN.  
 TRANS. OIL COOLER: NONE.  
 ENG. OIL COOLER: 304.8mm LEFT .  
 COMMENTS: PLASTIC TANKS AND ALUMINIUM CORE.  
 CORE: 667.5 x 386.5 x 32.0 mm (26 1/4 x 15 3/16 x 1 1/4").  
 ROW: 1



**CHEYENNE (5.0-5.7 Lts.)(8 CIL.)**

**(YEAR: 1995-1996)(A/T)(Cod.: P03R009200)**

INLET HEADER: 469.1 x 80.8 mm. (18 1/2" x 3 3/16").  
 OUTLET HEADER: 469.1 x 80.8 mm. (18 1/2" x 3 3/16").  
 INLET CONN: Ø33.3 mm. (Ø1 5/16")(TOP LEFT).  
 OUTLET CONN: Ø40.0 mm. (Ø1 9/16")(BOTTOM RIGHT).  
 TYPE OF MOUNT: SADDLE MOUNT.  
 TRANS. OIL COOLER: NONE.  
 ENG. OIL COOLER: NONE.  
 COMMENTS: PLASTIC TANKS AND ALUMINIUM CORE  
 HEATER CONNECTION ON RIGHT TANK.  
 CORE: 863.6 x 442.0 x 32.0 mm (34 x 17 3/8 x 1 1/4").  
 ROW: 1



**S-10 (6 CIL.)(YEAR: 1995-1996)(M/T)**  
**(Cod.: P03R009400)**

INLET HEADER: 420 x 62 mm. (16 1/2" x 2 7/16").  
 OUTLET HEADER: 420 x 62 mm. (16 1/2" x 2 7/16").  
 INLET CONN: Ø33.3 mm. (Ø1 5/16")(TOP LEFT).  
 OUTLET CONN: Ø40.0 mm. (Ø1 9/16")(BOTTOM RIGHT).  
 TYPE OF MOUNT: SADDLE MOUNT / BOTTOM PIN.  
 TRANS. OIL COOLER: NONE.  
 ENG. OIL COOLER: 304.8mm (12")(M20 x 1.5).  
 COMMENTS: PLASTIC TANKS AND ALUMINIUM CORE.  
 CORE: 667.5 x 380.2 x 25.9 mm (26 1/4 x 15 x 1").  
 ROW: 1



**GRAND BLAZER (5.0-5.7 Lts.)(8 CIL.)**  
**(YEAR: 1994-1999)(A/T)(Cod.: P03R009500)**

INLET HEADER: 469.1 x 80.8 mm. (18 1/2" x 3 3/16").  
 OUTLET HEADER: 469.1 x 80.8 mm. (18 1/2" x 3 3/16").  
 INLET CONN: Ø33.3 mm. (Ø1 5/16")(TOP LEFT).  
 OUTLET CONN: Ø40.0 mm. (Ø1 9/16")(BOTTOM RIGHT).  
 TYPE OF MOUNT: SADDLE MOUNT .  
 TRANS. OIL COOLER: 304 mm (12") RIGHT 5/8" – 18UNF-2B  
 ENG. OIL COOLER: 304 mm LEFT (12") M20 x 1.5.  
 COMMENTS: PLASTIC TANKS AND ALUMINIUM CORE.  
 CORE: 863.6 x 442.0 x 32.0 mm (34 x 17 3/8 x 1 1/4").  
 ROW: 1




**GRAND BLAZER (5.0-5.7 Lts.)(8 CIL.)**  
**(YEAR: 1994-1999)(M/T)(Cod.: P03R009600)**

INLET HEADER: 469.1 x 80.8 mm. (18 1/2" x 3 3/16").  
 OUTLET HEADER: 469.1 x 80.8 mm. (18 1/2" x 3 3/16").  
 INLET CONN: Ø33.3 mm. (Ø1 5/16")(TOP LEFT).  
 OUTLET CONN: Ø40.0 mm. (Ø1 9/16")(BOTTOM RIGHT).  
 TYPE OF MOUNT: SADDLE MOUNT.  
 TRANS. OIL COOLER: NONE.  
 ENG. OIL COOLER: 304.8 mm (12") LEFT M20 x 1.5  
 COMMENTS: PLASTIC TANKS AND ALUMINIUM CORE.  
 CORE: 863.6 x 442.0 x 32.0 mm (34 x 17 3/8 x 1 1/4").  
 ROW: 1




**CHEYENNE (5.7 Lts.)(8 CIL.)(YEAR: 1994-1999)**  
**(A/T)(Cod.: P03R009500)**

INLET HEADER: 469.1 x 80.8 mm. (18 1/2" x 3 3/16").  
 OUTLET HEADER: 469.1 x 80.8 mm. (18 1/2" x 3 3/16").  
 INLET CONN: Ø33.3 mm. (Ø1 5/16")(TOP LEFT).  
 OUTLET CONN: Ø40.0 mm. (Ø1 9/16")(BOTTOM RIGHT).  
 TYPE OF MOUNT: SADDLE MOUNT.  
 TRANS. OIL COOLER: 304.8 mm (12") RIGHT 5/8" – 1BUNF-2B  
 ENG. OIL COOLER: NONE.  
 COMMENTS: PLASTIC TANKS AND ALUMINIUM CORE.  
 CORE: 863.6 x 442.0 x 32.0 mm (34 x 17 3/8 x 1 1/4").  
 ROW: 1



**S-10 (4.3 Lts.)(6 CIL.)(YEAR: 1997-2001)(A/T)**  
**(Cod.: P03R011600)**

INLET HEADER: 419.7 x 61.7 mm. (16 1/2" x 2 7/16").  
 OUTLET HEADER: 419.7 x 61.7 mm. (16 1/2" x 2 7/16").  
 INLET CONN: Ø33.3 mm. (Ø1 5/16")(TOP LEFT).  
 OUTLET CONN: Ø40.0 mm. (Ø1 9/16")(BOTTOM RIGHT).  
 TYPE OF MOUNT: SADDLE MOUNT / BOTTOM PIN.  
 TRANS. OIL COOLER: 304 mm (12") RIGHT 5/8" – 1UNF-2B.  
 ENG. OIL COOLER: 304 mm (12") LEFT M20 x 1.5.  
 COMMENTS: PLASTIC TANKS AND ALUMINIUM CORE.  
 CORE: 667.5 x 380.2 x 25.9 mm (26 x 1 1/4 x 1 1/8").  
 ROW: 1



**SILVERADO / CHEYENNE (8 CIL.)(YEAR: 2000-2004)**  
**(A/T)(Cod.: P03R013600)**

INLET HEADER: 475.8 x 62.3 mm. (18 3/4" x 2 7/16").  
 OUTLET HEADER: 475.8 x 62.3 mm. (18 3/4" x 2 7/16").  
 INLET CONN: Ø33.3 mm. (Ø1 5/16")(TOP LEFT).  
 OUTLET CONN: Ø39.5 mm. (Ø1 9/16")(BOTTOM RIGHT).  
 TYPE OF MOUNT: TOP FLANGE / BOTTOM PIN.  
 TRANS. OIL COOLER: 304.8 mm (12") RIGHT QUICK CONNECTION.  
 ENG. OIL COOLER: NONE.  
 COMMENTS: PLASTIC TANKS AND ALUMINIUM CORE WITH OVER FLOW TUBE Ø8.0 mm. ON RIGHT TANK.  
 CORE: 718.3 x 439.0 x 25.9 mm (28 1/4" x 17 5/8" x 1").  
 ROW: 1



**ESTEEM (1.6 Lts.)(4 CIL.)(YEAR: ALL)(A/T)**  
**(Cod.: P03R014100)**

INLET HEADER: 548.0 x 36.5 mm. (21 37/64" x 1 7/16").  
 OUTLET HEADER: 548.0 x 43.5 mm. (21 37/64" x 1 23/32").  
 INLET CONN: Ø28.0 mm. (Ø1 7/64")(UPPER TANK).  
 OUTLET CONN: Ø28.0 mm. (Ø1 7/64")(LOWER TANK).  
 TYPE OF MOUNT: PIN MOUNT.  
 TRANSMISSION OIL COOLER: 302.0 mm. (11 57/64").  
 COMMENTS: PLASTIC TANKS AND ALUMINIUM CORE.  
 CORE: 350.0 x 526.0 x 16.0 mm. (13 25/32" x 20 45/64" x 5/8").  
 ROW: 1



**ESTEEM (1.6 Lts.)(4 CIL.)(YEAR: ALL)(M/T)**  
**(Cod.: P03R014200)**

INLET HEADER: 548.0 x 36.5 mm. (21 37/64" x 1 7/16").  
 OUTLET HEADER: 548.0 x 43.5 mm. (21 37/64" x 1 23/32").  
 INLET CONN: Ø28.0 mm. (Ø1 7/64")(UPPER TANK).  
 OUTLET CONN: Ø28.0 mm. (Ø1 7/64")(LOWER TANK).  
 TYPE OF MOUNT: PIN MOUNT.  
 TRANSMISSION OIL COOLER: NONE.  
 COMMENTS: PLASTIC TANKS AND ALUMINIUM CORE.  
 CORE: 350.0 x 526.0 x 16.0 mm. (13 25/32" x 20 45/64" x 5/8").  
 ROW: 1




**SUNFIRE / CAVALIER (2.2-2.4 Lts.)(4 CIL.)**  
**(YEAR: 1995-2003)(A/T)(Cod.: P03R014400)**

INLET HEADER: 420 x 62 mm. (16 1/2" x 2 7/16").  
 OUTLET HEADER: 420 x 62 mm. (16 1/2" x 2 7/16").  
 INLET CONN: Ø33.5 mm. (Ø1 5/16")(TOP LEFT).  
 OUTLET CONN: Ø33.5 mm. (Ø1 5/16")(BOTTOM RIGHT).  
 TYPE OF MOUNT: PIN MOUNT.  
 TRANS. OIL COOLER: 304.8 mm (12") RIGHT 5/8" – 1BUNF-2B.  
 ENG. OIL COOLER: NONE.  
 COMMENTS: PLASTIC TANKS AND ALUMINIUM CORE.  
 OVER FLOW ON RIGHT TANK.  
 CORE: 660.0 x 388.2 x 25.9 mm (26 x 15 x 1").  
 ROW: 1



**SUNFIRE / CAVALIER (2.2-2.4 Lts.)(4 CIL.)**  
**(YEAR: 1995-2003)(M/T)(Cod.: P03R014500)**

INLET HEADER: 420 x 62 mm. (16 1/2" x 2 7/16").  
 OUTLET HEADER: 420 x 62 mm. (16 1/2" x 2 7/16").  
 INLET CONN: Ø33.5 mm. (Ø1 5/16")(TOP LEFT).  
 OUTLET CONN: Ø33.5 mm. (Ø1 5/16")(BOTTOM RIGHT).  
 TYPE OF MOUNT: PIN MOUNT.  
 TRANSMISSION OIL COOLER: NONE.  
 COMMENTS: PLASTIC TANKS AND ALUMINIUM CORE.  
 OVER FLOW ON RIGHT TANK.  
 CORE: 660.0 x 380.2 x 25.9 mm (26 x 15 x 1").  
 ROW: 1



**GRAND BLAZER (5.7 Lts.)(8 CIL.)**  
**(YEAR: 1994-1999)(A/T)(Cod.: P03R015200)**

INLET HEADER: 469.1 x 80.8 mm. (18 1/2" x 3 3/16").  
 OUTLET HEADER: 469.1 x 80.8 mm. (18 1/2" x 3 3/16").  
 INLET CONN: Ø33.3 mm. (Ø1 5/16")(TOP LEFT).  
 OUTLET CONN: Ø40.0 mm. (Ø1 9/16")(BOTTOM RIGHT).  
 TYPE OF MOUNT: SADDLE MOUNT.  
 TRANS. OIL COOLER: 304.8mm (12") RIGHT 5/8" -18UNF-2B.  
 ENG. OIL COOLER: 304.8 mm (12") LEFT M20 x 1.5.  
 COMMENTS: PLASTIC TANKS AND ALUMINIUM CORE.  
 CORE: 863.6 x 442.0 x 57.8 mm (34 x 17 3/8 x 2 1/4").  
 ROW: 2




**SILVERADO R-15 (8 CIL.)(YEAR: 2000-2004)(A/T)**  
**(Cod.: P03R015400)**

INLET HEADER: 475.8 x 62.3 mm. (18 3/4" x 2 7/16").  
 OUTLET HEADER: 475.8 x 62.3 mm. (18 3/4" x 2 7/16").  
 INLET CONN: Ø33.0 mm. (Ø1 5/16")(TOP LEFT).  
 OUTLET CONN: Ø.39.5 mm. (Ø1 9/16")(BOTTOM RIGHT).  
 TYPE OF MOUNT: TOP FLANGES / BOTTOM PIN.  
 TRANS. OIL COOLER: 304.8mm (12") RIGHT QUICK CONNECTION.  
 ENG. OIL COOLER: NONE.  
 COMMENTS: PLASTIC TANKS AND ALUMINIUM CORE  
 WITHOUT OVER FLOW TUBE Ø8.0 mm. ON RIGHT TANK.  
 CORE: 718.3 x 439.0 x 25.9 mm (28 1/4 x 17 5/16 x 1").  
 ROW: 1




**C-70 KODIAK (8 CIL.)(YEAR: 1990-1995)(M/T)**  
**(Cod.: P03R015750)**

INLET HEADER: 684.0 x 80.2 mm. (26 15/16" x 3 5/32").  
 OUTLET HEADER: 684.0 x 80.2 mm. (26 15/16" x 3 5/32").  
 INLET CONN: Ø50.8 mm. (Ø2")(TOP LEFT).  
 OUTLET CONN: Ø57.8 mm. (Ø2 9/32")(BOTTOM RIGHT).  
 TYPE OF MOUNT: SADDLE MOUNT.  
 TRANSMISSION OIL COOLER: NONE.  
 COMMENTS: PLASTIC TANKS AND ALUMINIUM CORE.  
 CORE: 802.0 x 654.8 x 36.0 mm. (31 37/64" x 25 25/32" x 1 27/64").  
 ROW: 2



**SILVERADO C-36 (8 CIL.)(YEAR: 2003-2005)**  
**(M/T)(Cod.: P03R018700)**

INLET HEADER: 475.8 x 62.3 mm. (18 3/4" x 2 7/16").  
 OUTLET HEADER: 475.8 x 62.3 mm. (18 3/4" x 2 7/16").  
 INLET CONN: Ø33.0 mm. (Ø1 5/16")(TOP LEFT).  
 OUTLET CONN: Ø.39.5 mm. (Ø1 9/16")(BOTTOM RIGHT).  
 TYPE OF MOUNT: TOP FLANGES / BOTTOM PIN.  
 TRANSMISSION OIL COOLER: NONE.  
 COMMENTS: PLASTIC TANKS AND ALUMINIUM CORE  
 OVER FLOW TUBES ON RIGHT TANK.  
 CORE: 863.6 x 438.0 x 25.9 mm (34 x 17 5/16 x 1").  
 ROW: 1



**AVEO WITHOUT A/A (1.6 Lts.)(4 CIL.)(YEAR: ALL)(A/T)**  
**(Cod.: P03R020700)**

INLET HEADER: 441.2 x 49.2 mm. (17 3/8" x 1 15/16").  
 OUTLET HEADER: 441.2 x 49.2 mm. (17 3/8" x 1 15/16").  
 INLET CONN: Ø35.5 mm. (Ø1 3/8")(TOP RIGHT).  
 OUTLET CONN: Ø35.5 mm. (Ø1 3/8")(BOTTOM LEFT).  
 TYPE OF MOUNT: PIN MOUNT.  
 TRANSMISSION OIL COOLER: 254.0 mm. (10").  
 COMMENTS: PLASTIC TANKS AND ALUMINIUM CORE.  
 OVER FLOW TUBE ON TOP LEFT TANK.  
 CORE: 480.0 x 409.9 x 16.0 mm. (18 7/8" x 16 1/8" x 5/8").  
 ROW: 1



**AVEO WITH A/A (1.6 Lts.)(4 CIL.)(YEAR: ALL)(A/T)**  
**(Cod.: P03R020800)**

INLET HEADER: 441.2 x 49.2 mm. (17 3/8" x 1 15/16").  
 OUTLET HEADER: 441.2 x 49.2 mm. (17 3/8" x 1 15/16").  
 INLET CONN: Ø35.5 mm. (Ø1 3/8")(TOP RIGHT).  
 OUTLET CONN: Ø35.5 mm. (Ø1 3/8")(BOTTOM LEFT).  
 TYPE OF MOUNT: PIN MOUNT.  
 TRANSMISSION OIL COOLER: 254.0 mm. (10").  
 COMMENTS: PLASTIC TANKS AND ALUMINIUM CORE.  
 OVER FLOW TUBE ON TOP LEFT TANK.  
 CORE: 600.0 x 409.9 x 16.0 mm. (23 5/8" x 16 1/8" x 5/8").  
 ROW: 1



**AVEO LT SPEED / G3 / KALOS (1.4-1.6 Lts.)(4 CIL.)**  
**(YEAR: 2010-2016)(A/T)(Cod.: P03R023100)**

INLET HEADER: 441.2 x 49.2 mm. (17 3/8" x 1 15/16").  
 OUTLET HEADER: 441.2 x 49.2 mm. (17 3/8" x 1 15/16").  
 INLET CONN: Ø34.0 mm. (Ø1 11/32")(TOP RIGHT).  
 OUTLET CONN: Ø34.0 mm. (Ø1 11/32")(BOTTOM LEFT).  
 TYPE OF MOUNT: PIN MOUNT.  
 TRANSMISSION OIL COOLER: 254.0 mm. (10").  
 COMMENTS: PLASTIC TANKS AND ALUMINIUM CORE.  
 OVER FLOW TUBE ON TOP LEFT TANK.  
 CORE: 600.0 x 409.9 x 16.0 mm. (23 5/8" x 16 1/8" x 5/8").  
 ROW: 1



**AVEO LT SPEED / G3 / KALOS (1.4-1.6 Lts.)(4 CIL.)**  
**(YEAR: 2010-2016)(M/T)(Cod.: P03R023200)**

INLET HEADER: 441.2 x 49.2 mm. (17 3/8" x 1 15/16").  
 OUTLET HEADER: 441.2 x 49.2 mm. (17 3/8" x 1 15/16").  
 INLET CONN: Ø34.0 mm. (Ø1 11/32")(TOP RIGHT).  
 OUTLET CONN: Ø34.0 mm. (Ø1 11/32")(BOTTOM LEFT).  
 TYPE OF MOUNT: PIN MOUNT.  
 TRANSMISSION OIL COOLER: NONE.  
 COMMENTS: PLASTIC TANKS AND ALUMINIUM CORE.  
 OVER FLOW TUBE ON TOP LEFT TANK.  
 CORE: 600.0 x 409.9 x 16.0 mm. (23 5/8" x 16 1/8" x 5/8").  
 ROW: 1




**AVEO WITHOUT A/A (1.6 Lts.)(4 CIL.)(YEAR: ALL)(M/T)**  
**(Cod.: P03R030400)**

INLET HEADER: 441.2 x 49.2 mm. (17 3/8" x 1 15/16").  
 OUTLET HEADER: 441.2 x 49.2 mm. (17 3/8" x 1 15/16").  
 INLET CONN: Ø35.5 mm. (Ø1 3/8")(TOP RIGHT).  
 OUTLET CONN: Ø35.5 mm. (Ø1 3/8")(BOTTOM LEFT).  
 TYPE OF MOUNT: PIN MOUNT.  
 TRANSMISSION OIL COOLER: NONE.  
 COMMENTS: PLASTIC TANKS AND ALUMINIUM CORE.  
 OVER FLOW TUBE ON TOP LEFT TANK.  
 CORE: 480.0 x 409.9 x 16.0 mm. (18 7/8" x 16 1/8" x 5/8").  
 ROW: 1



**AVEO WITH A/A (1.6 Lts.)(4 CIL.)(YEAR: ALL)(M/T)**  
**(Cod.: P03R030900)**

INLET HEADER: 441.2 x 49.2 mm. (17 3/8" x 1 15/16").  
 OUTLET HEADER: 441.2 x 49.2 mm. (17 3/8" x 1 15/16").  
 INLET CONN: Ø35.5 mm. (Ø1 3/8")(TOP RIGHT).  
 OUTLET CONN: Ø35.5 mm. (Ø1 3/8")(BOTTOM LEFT).  
 TYPE OF MOUNT: PIN MOUNT.  
 TRANSMISSION OIL COOLER: NONE.  
 COMMENTS: PLASTIC TANKS AND ALUMINIUM CORE.  
 OVER FLOW TUBE ON TOP LEFT TANK.  
 CORE: 600.0 x 409.9 x 16.0 mm. (23 5/8" x 16 1/8" x 5/8").  
 ROW: 1



**SILVERADO / TAHOE / AVALANCHE (8 CIL.)**  
**(YEAR: 2005-2010)(AT)(Cod.: P03R031500)**


INLET HEADER: 469.1 x 80.8 mm. (18 15/32" x 3 11/64").  
 OUTLET HEADER: 469.1 x 80.8 mm. (18 15/32" x 3 11/64").  
 INLET CONN: Ø33.0 mm. (Ø1 5/16")(TOP LEFT).  
 OUTLET CONN: Ø40.0 mm. (Ø1 9/16")(BOTTOM RIGHT).  
 TYPE OF MOUNT: TOP FLANGES / BOTTOM PIN.  
 TRANS.OIL COOLER: 292.0 mm. (11 1/2")(9/16" x 18UNF).  
 ENG. OIL COOLER: NONE.  
 COMMENTS: PLASTIC TANKS AND ALUMINIUM CORE.  
 CORE: 863.8 x 438.0 x 25.9 mm (34 x 17 5/16 x 1").  
 ROW: 1



**SILVERADO (5.3 Lts.)(8 CIL.)**

**(YEAR: 2011-2014)(A/T)(Cod.: P03R031600)**

INLET HEADER: 469.1 x 80.8 mm. (18 15/32" x 3 11/64")  
 OUTLET HEADER: 469.1 x 80.8 mm. (18 15/32" x 3 11/64")  
 INLET CONN: Ø33.0 mm. (Ø1 5/16")(TOP LEFT).  
 OUTLET CONN: Ø40.0 mm. (Ø1 9/16")(BOTTOM RIGHT).  
 TYPE OF MOUNT: TOP FLANGES / BOTTOM PIN.  
 TRANS.OIL COOLER: 292.0 mm. (11 1/2")(9/16" x 18UNF)(RIGHT).  
 ENG. OIL COOLER: 292.0 mm. (11 1/2")(3/4" x 16UNF)(LEFT).  
 COMMENTS: PLASTIC TANKS AND ALUMINIUM CORE.  
 CORE: 863.8 x 438.0 x 25.9 mm (34 x 17 5/16 x 1").  
 ROW: 1



**MALIBU/MONTECARLO/CAMARO/NOVA/C-10/C-30**

**(3.3-3.8 Lts.)(6 CIL.)(YEAR: 1980-1984)(A/T)**

**(Cod.: P03R032900)**


INLET HEADER: 474.0 x 81.0 mm. (18 21/32" x 3 3/16").  
 OUTLET HEADER: 474.0 x 81.0 mm. (18 21/32" x 3 3/16").  
 INLET CONN: Ø38.5 mm. (Ø1 1/2"),  
 Ø33.5 mm. (Ø1 21/64")(TOP LEFT).  
 OUTLET CONN: Ø38.1 mm. (Ø1 1/2")(BOTTOM RIGHT).  
 TYPE OF MOUNT: SADDLE MOUNT.  
 TRANSMISSION OIL COOLER: 305.0 mm. (12").  
 COMMENTS: PLASTIC TANKS AND ALUMINIUM CORE.  
 CORE: 670.0 x 438.0 x 57.8 mm. (26 3/8" x 17 1/4" x 2 9/32").  
 ROW: 2



**SILVERADO (4.1 Lts.)(8 CIL.)**

**(YEAR: 1985-1988)(A/T)(Cod.: P03R033000)**

INLET HEADER: 476.0 x 62.0 mm. (18 47/64" x 2 7/16").  
 OUTLET HEADER: 476.0 x 62.0 mm. (18 47/64" x 2 7/16").  
 INLET CONN: Ø33.0 mm. (Ø1 19/64")(TOP LEFT).  
 OUTLET CONN: Ø40.0 mm. (Ø1 37/64")(BOTTOM RIGHT).  
 TYPE OF MOUNT: SADDLE MOUNT.  
 TRANSMISSION OIL COOLER: 292.0 mm. (11 1/2").  
 COMMENTS: PLASTIC TANKS AND ALUMINIUM CORE.  
 CORE: 687.0 x 438.0 x 32.0 mm. (27 3/64" x 17 1/4" x 1 1/4").  
 ROW: 1



**MALIBU (6 CIL.)(YEAR: 1980-1984)(A/T)**

**(Cod.: P03R033400)**

INLET HEADER: 474.0 x 81.0 mm. (18 21/32" x 3 3/16").  
 OUTLET HEADER: 474.0 x 81.0 mm. (18 21/32" x 3 3/16").  
 INLET CONN: Ø38.5 mm. (Ø1 1/2"),  
 Ø33.5 mm. (Ø1 21/64")(TOP LEFT).  
 OUTLET CONN: Ø38.1 mm. (Ø1 1/2")(BOTTOM RIGHT).  
 TYPE OF MOUNT: SADDLE MOUNT.  
 TRANSMISSION OIL COOLER: 305.0 mm. (12").  
 COMMENTS: PLASTIC TANKS AND ALUMINIUM CORE.  
 CORE: 530.0 x 438.0 x 57.8 mm. (20 55/64" x 17 1/4" x 2 9/32").  
 ROW: 2



**MALIBU/MONTECARLO (8 CIL.)(YEAR: 1974-1979)  
(A/T)(Cod.: P03R033500)**

INLET HEADER: 474.0 x 81.0 mm. (18 21/32" x 3 3/16").  
 OUTLET HEADER: 474.0 x 81.0 mm. (18 21/32" x 3 3/16").  
 INLET CONN: Ø38.5 mm. (Ø1 1/2"),  
 Ø33.5 mm. (Ø1 21/64")(TOP LEFT).  
 OUTLET CONN: Ø38.1 mm. (Ø1 1/2")(BOTTOM RIGHT).  
 TYPE OF MOUNT: SADDLE MOUNT.  
 TRANSMISSION OIL COOLER: 305.0 mm. (12").  
 COMMENTS: PLASTIC TANKS AND ALUMINIUM CORE.  
 CORE: 720.0 x 438.0 x 57.8 mm. (28 11/32" x 17 1/4" x 2 9/32").  
 ROW: 2




**SPARK (1.0 Lts.)(4 CIL.)(YEAR: 2008-2011)(M/T)  
(Cod.: P03R044800)**

INLET HEADER: 341.8 x 39.8 mm. (13 29/64" x 1 9/16").  
 OUTLET HEADER: 341.8 x 39.8 mm. (13 29/64" x 1 9/16").  
 INLET CONN: Ø28.0 mm. (Ø1 7/64")(TOP LEFT).  
 OUTLET CONN: Ø28.0 mm. (Ø1 7/64")(BOTTOM RIGHT).  
 TYPE OF MOUNT: PIN MOUNT.  
 TRANSMISSION OIL COOLER: NONE.  
 COMMENTS: PLASTIC TANKS AND ALUMINIUM CORE.  
 CORE: 458.0 x 311.2 x 16.0 mm. (18" x 12 1/4" x 5/8").  
 ROW: 1




**OPTRA (1.8 Lts.)(4 CIL.)(YEAR: 2007-2008)(A/T)  
(Cod.: P03R044900)**

INLET HEADER: 723.0 mm. x 50.0 mm. (28 15/32" x 1 31/32").  
 OUTLET HEADER: 723.0 mm. x 50.0 mm. (28 15/32" x 1 31/32").  
 INLET CONN: Ø34.0 mm. (Ø1 11/32")(UPPER TANK).  
 OUTLET CONN: Ø34.0 mm. (Ø1 11/32")(LOWER TANK).  
 TYPE OF MOUNT: PIN MOUNT.  
 TRANSMISSION OIL COOLER: 292.0 mm. (11 1/2").  
 COMMENTS: PLASTIC TANKS AND ALUMINIUM CORE.  
 CORE: 375.0 x 700.0 x 16.0 mm. (14 49/64" x 27 9/16" x 5/8").  
 ROW: 1



**BLAZER (4.3 Lts.)(6 CIL.)(YEAR: 1991-1992)(A/T)  
(Cod.: P03R047300)**

INLET HEADER: 420.0 x 62.0 mm. (16 1/2" x 2 7/16").  
 OUTLET HEADER: 420.0 x 62.0 mm. (16 1/2" x 2 7/16").  
 INLET CONN: Ø33.3 mm. (Ø1 5/16")(TOP LEFT).  
 OUTLET CONN: Ø40.0 mm. (Ø1 9/16")(BOTTOM RIGHT).  
 TYPE OF MOUNT: SADDLE MOUNT / BOTTOM PIN.  
 TRANS. OIL COOLER: 304.8 mm (12") RIGHT 1/2- 20UNF-2B.  
 COMMENTS: PLASTIC TANKS AND ALUMINIUM CORE.  
 HEATER CONNECTION ON RIGHT TANK.  
 CORE: 665.0 x 378.0 x 25.9 mm (26 3/16" x 14 7/8" x 1").  
 ROW: 1



**BLAZER (4.3 Lts.)(6 CIL.)(YEAR: 1991-1992)(M/T)**  
**(Cod.: P03R047400)**

INLET HEADER: 420.0 x 62.0 mm. (16 1/2" x 2 7/16").  
 OUTLET HEADER: 420.0 x 62.0 mm. (16 1/2" x 2 7/16").  
 INLET CONN: Ø33.3 mm. (Ø1 5/16")(TOP LEFT).  
 OUTLET CONN: Ø40.0 mm. (Ø1 9/16")(BOTTOM RIGHT).  
 TYPE OF MOUNT: SADDLE MOUNT / BOTTOM PIN.  
 TRANS. OIL COOLER: NONE.  
 COMMENTS: PLASTIC TANKS AND ALUMINIUM CORE  
 HEATER CONNECTION ON RIGHT TANK.  
 CORE: 665.0 x 378.0 x 25.9 mm (26 3/16" x 14 7/8" x 1").  
 ROW: 1




**BLAZER (4.3 Lts.)(6 CIL.)(YEAR: 1993-1995)(A/T)**  
**(Cod.: P03R047500)**

INLET HEADER: 420.0 x 62.0 mm. (16 1/2" x 2 7/16").  
 OUTLET HEADER: 420.0 x 62.0 mm. (16 1/2" x 2 7/16").  
 INLET CONN: Ø33.3 mm. (Ø1 5/16")(TOP LEFT).  
 OUTLET CONN: Ø40.0 mm. (Ø1 9/16")(BOTTOM RIGHT).  
 TYPE OF MOUNT: SADDLE MOUNT / BOTTOM PIN.  
 TRANS. OIL COOLER: 304.8 mm (12") RIGHT 1/2- 20UNF-2B.  
 ENG. OIL COOLER: 304.8 mm (12") LEFT M20 x 1.5.  
 COMMENTS: PLASTIC TANKS AND ALUMINIUM CORE.  
 HEATER CONNECTION ON RIGHT TANK.  
 CORE: 665.0 x 378.0 x 25.9 mm (26 3/16" x 14 7/8" x 1").  
 ROW: 1



**BLAZER (4.3 Lts.)(6 CIL.)(YEAR: 1993-1995)(M/T)**  
**(Cod.: P03R047600)**

INLET HEADER: 420.0 x 62.0 mm. (16 1/2" x 2 7/16").  
 OUTLET HEADER: 420.0 x 62.0 mm. (16 1/2" x 2 7/16").  
 INLET CONN: Ø33.3 mm. (Ø1 5/16")(TOP LEFT).  
 OUTLET CONN: Ø40.0 mm. (Ø1 9/16")(BOTTOM RIGHT).  
 TYPE OF MOUNT: SADDLE MOUNT / BOTTOM PIN.  
 ENGINEER OIL COOLER: 304.8 mm. (12").  
 COMMENTS: PLASTIC TANKS AND ALUMINIUM CORE  
 HEATER CONNECTION ON RIGHT TANK.  
 CORE: 665.0 x 378.0 x 25.9 mm (26 3/16" x 14 7/8" x 1").  
 ROW: 1




**BLAZER (4.3 Lts.)(6 CIL.)(YEAR: 1993-1995)(M/T)**  
**(Cod.: P03R048600)**

INLET HEADER: 420.0 x 62.0 mm. (16 1/2" x 2 7/16").  
 OUTLET HEADER: 420.0 x 62.0 mm. (16 1/2" x 2 7/16").  
 INLET CONN: Ø33.3 mm. (Ø1 5/16")(TOP LEFT).  
 OUTLET CONN: Ø40.0 mm. (Ø1 9/16")(BOTTOM RIGHT).  
 TYPE OF MOUNT: SADDLE MOUNT / BOTTOM PIN.  
 TRANS. OIL COOLER: NONE.  
 ENG. OIL COOLER: NONE.  
 COMMENTS: PLASTIC TANKS AND ALUMINIUM CORE.  
 CORE: 665.0 x 378.0 x 25.9 mm (26 3/16" x 14 7/8" x 1").  
 ROW: 1



**KODIAK PREMIER (8 CIL.)(YEAR: 2000-2007)(M/T)**  
**(Cod.: P03R048750)**

INLET HEADER: 631.0 x 81.0 mm. (24 27/32" x 3 3/16").  
 OUTLET HEADER: 631.0 x 81.0 mm. (24 27/32" x 3 3/16").  
 INLET CONN: Ø50.8 mm. (Ø2")(TOP LEFT).  
 OUTLET CONN: Ø50.8 mm. (Ø2")(BOTTOM RIGHT).  
 TYPE OF MOUNT: SADDLE MOUNT.  
 TRANSMISSION OIL COOLER: NONE.  
 BUSHING CONNECTOR: M26 x 1.8 (RIGHT).  
 COMMENTS: PLASTIC TANKS AND ALUMINIUM CORE.  
 CORE: 800.0 x 586.0 x 25.9 mm. (31 1/2" x 23 5/64" x 1").  
 ROW: 1



**KODIAK (8 CIL.)(YEAR: 2000-2005)(M/T)**  
**(Cod.: P03R048850)**

INLET HEADER: 684.0 x 80.2 mm. (26 15/16" x 3 5/32").  
 OUTLET HEADER: 684.0 x 80.2 mm. (26 15/16" x 3 5/32").  
 INLET CONN: Ø50.8 mm. (Ø2")(TOP LEFT).  
 OUTLET CONN: Ø57.8 mm. (Ø2 9/32")(BOTTOM RIGHT).  
 TYPE OF MOUNT: SADDLE MOUNT.  
 TRANSMISSION OIL COOLER: NONE.  
 COMMENTS: PLASTIC TANKS AND ALUMINIUM CORE.  
 CORE: 902.0 x 654.8 x 36.0 mm. (35 33/64" x 25 25/32" x 1 27/64").  
 ROW: 2




**NPR (5.2 Lts.)(6 CIL.)(YEAR: 2008-2011)(M/T)**  
**(Cod.: P03R049000)**

INLET HEADER: 547.9 x 57.2 mm. (21 37/64" x 2 1/4").  
 OUTLET HEADER: 547.9 x 57.2 mm. (21 37/64" x 2 1/4").  
 INLET CONN: Ø38.0 mm. (Ø1 1/2")(UPPER TANK).  
 OUTLET CONN: Ø38.0 mm. (Ø1 1/2")(LOWER TANK).  
 TYPE OF MOUNT: CORNER FLANGES.  
 TRANSMISSION OIL COOLER: NONE.  
 COMMENTS: PLASTIC TANKS AND ALUMINIUM CORE.  
 SENSOR CONNECT ON UPPER TANK (M18 x 1.5).  
 CORE: 520.0 x 537.2 x 36.0 mm. (20 15/32" x 21 5/32" x 1 27/64").  
 ROW: 2



**NKR-NHR (2.8 Lts.)(4 CIL.)(YEAR: 2008-2011)(M/T)**  
**(Cod.: P03R049100)**

INLET HEADER: 475.8 x 62.3 mm. (18 47/64" x 2 29/64").  
 OUTLET HEADER: 475.8 x 62.3 mm. (18 47/64" x 2 29/64").  
 INLET CONN: Ø38.0 mm. (Ø1 1/2")(UPPER TANK).  
 OUTLET CONN: Ø38.0 mm. (Ø1 1/2")(LOWER TANK).  
 TYPE OF MOUNT: CORNER FLANGES.  
 TRANSMISSION OIL COOLER: NONE.  
 COMMENTS: PLASTIC TANKS AND ALUMINIUM CORE.  
 SENSOR CONNECT ON UPPER TANK (M18 x 1.5).  
 CORE: 460.0 x 458.6 x 36.0 mm. (18 7/64" x 18 1/16" x 1 27/64").  
 ROW: 2



**MERIVA (GASOLINE)(1.4-1.8 Lts.)(8 CIL.)**

**(YEAR: 2003-2012)(M/T)(Cod.: P03R070200)**

INLET HEADER: 378.2 mm. x 59.2 mm. (14 57/64" x 2 21/64").

OUTLET HEADER: 378.2 mm. x 59.2 mm. (14 57/64" x 2 21/64").

INLET CONN: Ø34.0 mm. (Ø1 21/64")(CENTER LEFT).

OUTLET CONN: Ø34.0 mm. (Ø1 21/64")(BOTTOM RIGHT).

TYPE OF MOUNT: PIN MOUNT.

TRANSMISSION OIL COOLER: NONE.

COMMENTS: PLASTIC TANKS AND ALUMINIUM CORE.

CORE: 605.0 x 372.6 x 16.0 mm. (23 13/16" x 14 43/64" x 5/8").

ROW: 1



**VAN EXPRESS (6-8 CIL.)(YEAR: 2004-2014)(A/T)**

**(Cod.: P03X007950)**

INLET HEADER: 475.8 mm. x 62.3 mm. (18 47/64" x 2 29/64").

OUTLET HEADER: 475.8 mm. x 62.3 mm. (18 47/64" x 2 29/64").

INLET CONN: Ø33.5 mm. (Ø1 21/64")(LEFT).

OUTLET CONN: Ø39.0 mm. (Ø1 17/32")(RIGHT).

TYPE OF MOUNT: SADDLE MOUNT.

TRANSMISSION OIL COOLER: 292.0 mm. (11 1/2"),


INTERNAL THREAD: M14 x 1.5 (RIGHT TANK).

COMMENTS: ALUMINIUM TANKS AND ALUMINIUM CORE.

CORE: 775.0 x 439.0 x 25.9 mm. (30 1/2" x 17 19/64" x 1").


ROW: 1

**RADIATORS**  
**HONDA**



**CIVIC (1.5i-DXi-LS-1.6i-Esi)(4 CIL.)(YEAR: 1991-1998)(A/T)**  
**(Cod.: P03R009800)**

INLET HEADER: 373.6 x 50.6 mm. (14 11/16" x 2").  
 OUTLET HEADER: 373.6 x 50.6 mm. (14 11/16" x 2").  
 INLET CONN: Ø28.0 mm. (Ø1 1/8")(UPPER TANK).  
 OUTLET CONN: Ø28.0 mm. (Ø1 1/8")(LOWER TANK).  
 TYPE OF MOUNT: PIN MOUNT.  
 TRANSMISSION OIL COOLER: 200.0 mm (7 7/8").  
 COMMENTS: PLASTIC TANKS AND ALUMINIUM CORE.  
 CORE: 350.0 x 350.8 x 25.9 mm (13 13/16 x 13 13/8 x 1").  
 ROW: 1



**CIVIC (1.3DX-1.5i-DXi-Lsi-1.6i-Esi)(4 CIL.)(YEAR: 1991-1998)(M/T)**  
**(Cod.: P03R009900)**


INLET HEADER: 373.6 x 50.6 mm. (14 11/16" x 2").  
 OUTLET HEADER: 373.6 x 50.6 mm. (14 11/16" x 2").  
 INLET CONN: Ø28.0 mm. (Ø1 1/8")(UPPER TANK).  
 OUTLET CONN: Ø28.0 mm. (Ø1 1/8")(LOWER TANK).  
 TYPE OF MOUNT: PIN MOUNT.  
 TRANSMISSION OIL COOLER: NONE.  
 COMMENTS: PLASTIC TANKS AND ALUMINIUM CORE.  
 CORE: 350.0 x 350.8 x 25.9 mm (13 13/16 x 13 13/8 x 1").  
 ROW: 1

**RADIATORS**  
**HYUNDAI**



**ACCENT (1.3-1.6 Lts.)(4 CIL.)(YEAR: 1998-2003)(A/T)**  
**(Cod.: P03R015000)**

INLET HEADER: 627.4 x 39.5 mm. (24 3/4" x 1 9/16").  
 OUTLET HEADER: 627.4 x 47.1 mm. (24 3/4" x 2 7/8").  
 INLET CONN: Ø33.0 mm. (Ø1 5/16")(UPPER TANK).  
 OUTLET CONN: Ø33.0 mm. (Ø1 5/16")(LOWER TANK).  
 TYPE OF MOUNT: PIN MOUNT.  
 TRANSMISSION OIL COOLER: 320.0 mm (8 1/2").  
 COMMENTS: PLASTIC TANKS AND ALUMINIUM CORE.  
 CORE: 335.0 x 596.0 x 16.0 mm (13 3/16 x 23 1/2 x 5/8").  
 ROW: 1



**ACCENT (1.3-1.6 Lts.)(4 CIL.)(YEAR: 1998-2003)(M/T)**  
**(Cod.: P03R015100)**

INLET HEADER: 627.4 x 39.5 mm. (24 3/4" x 1 9/16").  
 OUTLET HEADER: 627.4 x 47.1 mm. (24 3/4" x 2 7/8").  
 INLET CONN: Ø33.0 mm. (Ø1 5/16")(UPPER TANK).  
 OUTLET CONN: Ø33.0 mm. (Ø1 5/16")(LOWER TANK).  
 TYPE OF MOUNT: PIN MOUNT.  
 TRANSMISSION OIL COOLER: NONE.  
 COMMENTS: PLASTIC TANKS AND ALUMINIUM CORE.  
 CORE: 335.0 x 596.0 x 16.0 mm (13 3/16 x 23 1/2 x 5/8").  
 ROW: 1



**ACCENT (1.3-1.6 Lts.)(4 CIL.)(YEAR: 1997-1999)(M/T)**  
**(Cod.: P03R015300)**

INLET HEADER: 627.4 x 39.5 mm. (24 3/4" x 1 9/16").  
 OUTLET HEADER: 627.4 x 47.1 mm. (24 3/4" x 2 7/8").  
 INLET CONN: Ø33.0 mm. (Ø1 5/16")(UPPER TANK).  
 OUTLET CONN: Ø33.0 mm. (Ø1 5/16")(LOWER TANK).  
 TYPE OF MOUNT: PIN MOUNT.  
 TRANSMISSION OIL COOLER: NONE.  
 COMMENTS: PLASTIC TANKS AND ALUMINIUM CORE.  
 SENSOR CONNECT ON LOWER TANK (M16 x 1.5).  
 CORE: 335.0 x 596.0 x 16.0 mm (13 3/16 x 23 1/2 x 5/8").  
 ROW: 1



**ELANTRA HALLA (1.6-2.0 Lts.)(4 CIL.)**  
**(YEAR: 2006-2009)(A/T)(Cod.: P03R020000)**

INLET HEADER: 673.2 x 49.8 mm. (26 1/2" x 1 31/32").  
 OUTLET HEADER: 673.2 x 49.8 mm. (26 1/2" x 1 31/32").  
 INLET CONN: Ø33.0 mm. (Ø1 19/64")(UPPER TANK).  
 OUTLET CONN: Ø33.0 mm. (Ø1 19/64")(LOWER TANK).  
 TYPE OF MOUNT: PIN MOUNT.  
 TRANSMISSION OIL COOLER: 370.0 mm. (14 9/16").  
 COMMENTS: PLASTIC TANKS AND ALUMINIUM CORE,  
 VERTICAL MOUNT CONDENSER.  
 CORE: 375.0 x 664.7 x 16.0 mm. (14 49/64" x 26 11/64" x 5/8").  
 ROW: 1


**ELANTRA HALLA (1.6-2.0 Lts.)(4 CIL.)**
**(YEAR: 2006-2009)(M/T)(Cod.: P03R020100)**

INLET HEADER: 673.2 x 49.8 mm. (26 1/2" x 1 31/32").

OUTLET HEADER: 673.2 x 49.8 mm. (26 1/2" x 1 31/32").

INLET CONN: Ø33.0 mm. (Ø1 19/64")(UPPER TANK).

OUTLET CONN: Ø33.0 mm. (Ø1 19/64")(LOWER TANK).

TYPE OF MOUNT: PIN MOUNT.

TRANSMISSION OIL COOLER: NONE.

COMMENTS: PLASTIC TANKS AND ALUMINIUM CORE,

VERTICAL MOUNT CONDENSER.

CORE: 375.0 x 664.7 x 16.0 mm. (14 49/64" x 26 11/64" x 5/8").

ROW: 1


**ELANTRA DOOWON (1.6-2.0 Lts.)(4 CIL.)**
**(YEAR: 2006-2009)(A/T)(Cod.: P03R041000)**

INLET HEADER: 673.2 x 49.8 mm. (26 1/2" x 1 31/32").

OUTLET HEADER: 673.2 x 49.8 mm. (26 1/2" x 1 31/32").

INLET CONN: Ø33.0 mm. (Ø1 19/64")(UPPER TANK).

OUTLET CONN: Ø33.0 mm. (Ø1 19/64")(LOWER TANK).

TYPE OF MOUNT: PIN MOUNT.

TRANSMISSION OIL COOLER: 370.0 mm. (14 9/16").

COMMENTS: PLASTIC TANKS AND ALUMINIUM CORE,

HORIZONTAL MOUNT CONDENSER.

CORE: 375.0 x 664.7 x 16.0 mm. (14 49/64" x 26 11/64" x 5/8").

ROW: 1


**ELANTRA DOOWON (1.6-2.0 Lts.)(4 CIL.)**
**(YEAR: 2006-2009)(M/T)(Cod.: P03R041100)**

INLET HEADER: 673.2 x 49.8 mm. (26 1/2" x 1 31/32").

OUTLET HEADER: 673.2 x 49.8 mm. (26 1/2" x 1 31/32").

INLET CONN: Ø33.0 mm. (Ø1 19/64")(UPPER TANK).

OUTLET CONN: Ø33.0 mm. (Ø1 19/64")(LOWER TANK).

TYPE OF MOUNT: PIN MOUNT.

TRANSMISSION OIL COOLER: NONE.

COMMENTS: PLASTIC TANKS AND ALUMINIUM CORE,

HORIZONTAL MOUNT CONDENSER.

CORE: 375.0 x 664.7 x 16.0 mm. (14 49/64" x 26 11/64" x 5/8").

ROW: 1


**GETZ (1.6 Lts.)(4 CIL.)(YEAR: 2005-)(A/T)**
**(Cod.: P03R043400)**

INLET HEADER: 500.2 x 50.2 mm. (19 11/16" x 2").

OUTLET HEADER: 500.2 x 50.2 mm. (19 11/16" x 2").

INLET CONN: Ø33.0 mm. (Ø1 5/16")(UPPER TANK).

OUTLET CONN: Ø33.0 mm. (Ø1 5/16")(LOWER TANK).

TYPE OF MOUNT: PIN MOUNT.

TRANSMISSION OIL COOLER: 360.0 mm (14").

CONNECTIONS: Ø 8 mm (Ø 5 1/16")

COMMENTS: PLASTIC TANKS AND ALUMINIUM CORE.

CORE: 372.0 x 498.0 x 25.9 mm (14 5/8 x 19 5/8 x 1").


ROW: 1



**GETZ (1.6 Lts.)(4 CIL.)(YEAR: 2005-)(M/T)**  
**(Cod.: P03R043500)**

INLET HEADER: 500.2 x 50.2 mm. (19 11/16" x 2").  
 OUTLET HEADER: 500.2 x 50.2 mm. (19 11/16" x 2").  
 INLET CONN: Ø33.0 mm. (Ø1 5/16")(UPPER TANK).  
 OUTLET CONN: Ø33.0 mm. (Ø1 5/16")(LOWER TANK).  
 TYPE OF MOUNT: PIN MOUNT.  
 TRANSMISSION OIL COOLER: NONE.  
 COMMENTS: PLASTIC TANKS AND ALUMINIUM CORE.  
 CORE: 372.0 x 498.0 x 16.0 mm (14 5/8 x 19 5/8 x 5/8").  
 ROW: 1

**RADIATORS**  
**IVECO**



**EUROCARGO 100 E18 / TC-131 (4 CIL.)**

**(YEAR: 1998-2005)(M/T)(Cod.: P03R013800)**

INLET HEADER: 603.2 x 62.9 mm. (23 3/4" x 2 1/2").  
 OUTLET HEADER: 603.2 x 62.9 mm. (23 3/4" x 2 1/2").  
 INLET CONN: Ø45.0 mm. (Ø1 3/4")(TOP RIGHT).  
 OUTLET CONN: Ø45.0 mm. (Ø1 3/4")(BOTTOM LEFT).  
 TYPE OF MOUNT: PLASTIC FLANGES ON TANKS.  
 TRANSMISSION OIL COOLER: NONE.  
 COMMENTS: PLASTIC TANKS AND ALUMINIUM CORE OVER FLOW TUBES ON LEFT TANK.  
 CORE: 542.0 x 564.0 x 44.0 mm (21 3/8 x 22 3/16 x 1 3/4").  
 ROW: 2



**EUROCARGO 65/75 E14 / TC-130 (4 CIL.)**

**(YEAR: 1991-)(M/T)(Cod.: P03R014000)**


INLET HEADER: 512.9 x 62.9 mm. (20 3/16" x 2 1/2").  
 OUTLET HEADER: 512.9 x 62.9 mm. (20 3/16" x 2 1/2").  
 INLET CONN: Ø45.0 mm. (Ø1 3/4")(TOP RIGHT).  
 OUTLET CONN: Ø45.0 mm. (Ø1 3/4")(BOTTOM LEFT).  
 TYPE OF MOUNT: PLASTIC FLANGES ON TANKS.  
 TRANSMISSION OIL COOLER: NONE.  
 COMMENTS: PLASTIC TANKS AND ALUMINIUM CORE OVER FLOW TUBES ON LEFT TANK.  
 CORE: 542.0 x 481.6 x 44.0 mm (21 3/8 x 19 x 1 3/4").  
 ROW: 2



**CARGO TECTOR (5.8 Lts.)(6 CIL.)**

**(YEAR: 2007-2010)(M/T)(Cod.: P03R045800)**


INLET HEADER: 603.2 x 62.9 mm. (23 3/4" x 2 15/32").  
 OUTLET HEADER: 603.2 x 62.9 mm. (23 3/4" x 2 15/32").  
 INLET CONN: Ø45.0 mm. (Ø1 49/64")(UPPER TANK).  
 OUTLET CONN: Ø45.0 mm. (Ø1 49/64")(LOWER TANK).  
 TYPE OF MOUNT: CORNER FLANGES.  
 TRANSMISSION OIL COOLER: NONE.  
 COMMENTS: PLASTIC TANKS AND ALUMINIUM CORE.  
 CORE: 642.0 x 563.8 x 44.0 mm. (25 17/64" x 22 3/16" x 1 3/4").  
 ROW: 2



**DAILY II 49.12 TD / 59.12 TD (2.8 Lts.)(4-6 CIL.)**

**(YEAR: 1996-2010)(M/T)(Cod.: P03R046600)**

INLET HEADER: 464.2 x 58.2 mm. (18 9/32" x 2 19/64").  
 OUTLET HEADER: 464.2 x 58.2 mm. (18 9/32" x 2 19/64").  
 INLET CONN: Ø38.0 mm. (Ø1 1/2")(TOP RIGHT).  
 OUTLET CONN: Ø38.0 mm. (Ø1 1/2")(BOTTOM RIGHT).  
 TYPE OF MOUNT: CORNER FLANGES.  
 TRANSMISSION OIL COOLER: NONE.  
 COMMENTS: PLASTIC TANKS AND ALUMINIUM CORE.  
 SENSOR CONNECT ON RIGHT TANK (M22 x 1.5).  
 OVER FLOW: Ø8.0 mm. (Ø5/16")(TUBE ON TOP RIGHT TANK).  
 CORE: 625.0 x 442.8 x 36.0 mm. (24 39/64" x 17 7/16" x 1 27/64").  
 ROW: 2




**STRALIS (5.8 Lts.)(6 CIL.)(YEAR: 2008-2010)(M/T)**  
**(Cod.: P03R048900)**

INLET HEADER: 776.7 x 75.0 mm. (30 37/64" x 2 61/64").  
 OUTLET HEADER: 776.7 x 75.0 mm. (30 37/64" x 2 61/64").  
 INLET CONN: Ø56.7 mm. (Ø2 15/64")(UPPER TANK).  
 OUTLET CONN: Ø56.7 mm. (Ø2 15/64")(LOWER TANK).  
 TYPE OF MOUNT: CORNER FLANGES.  
 TRANSMISSION OIL COOLER: NONE.  
 COMMENTS: PLASTIC TANKS AND ALUMINIUM CORE.  
 CORE: 900.0 x 742.8 x 36.0 mm. (35 7/16" x 29 15/64" x 1 27/64").  
 ROW: 2




**TRAKKER (YEAR: 2007-)(M/T)**  
**(Cod.: P03R048950)**

INLET HEADER: 776.7 x 75.0 mm. (30 37/64" x 2 61/64").  
 OUTLET HEADER: 776.7 x 75.0 mm. (30 37/64" x 2 61/64").  
 INLET CONN: Ø56.7 mm. (Ø2 15/64")(UPPER TANK).  
 OUTLET CONN: Ø56.7 mm. (Ø2 15/64")(LOWER TANK).  
 TYPE OF MOUNT: CORNER FLANGES.  
 TRANSMISSION OIL COOLER: NONE.  
 COMMENTS: PLASTIC TANKS AND ALUMINIUM CORE.  
 CORE: 800.0 x 742.8 x 36.0 mm. (35 7/16" x 29 15/64" x 1 27/64").  
 ROW: 2




**NEW DAILY I (2.8TD 105HP - 2.8D 85HP)**  
**(YEAR: 1999-2006)(M/T)(Cod.: P03R049400)**

INLET HEADER: 464.2 x 58.2 mm. (18 9/32" x 2 19/64").  
 OUTLET HEADER: 464.2 x 58.2 mm. (18 9/32" x 2 19/64").  
 INLET CONN: Ø38.0 mm. (Ø1 1/2")(TOP RIGHT).  
 OUTLET CONN: Ø38.0 mm. (Ø1 1/2")(BOTTOM RIGHT).  
 TYPE OF MOUNT: CORNER FLANGES.  
 TRANSMISSION OIL COOLER: NONE.  
 COMMENTS: PLASTIC TANKS AND ALUMINIUM CORE OVER FLOW TUBES ON RIGHT TANK.  
 CORE: 648.5 x 439.0 x 25.9 mm (25 17/32" x 17 9/32" x 1").  
 ROW: 1



**NEW DAILY I (2.3TD 96HP - 2.3TD 116HP)**  
**(YEAR: 1999-2006)(M/T)(Cod.: P03R049600)**

INLET HEADER: 464.2 x 58.2 mm. (18 9/32" x 2 19/64").  
 OUTLET HEADER: 464.2 x 58.2 mm. (18 9/32" x 2 19/64").  
 INLET CONN: Ø38.0 mm. (Ø1 1/2")(TOP RIGHT).  
 OUTLET CONN: Ø38.0 mm. (Ø1 1/2")(BOTTOM LEFT).  
 TYPE OF MOUNT: CORNER FLANGES.  
 TRANSMISSION OIL COOLER: NONE.  
 COMMENTS: PLASTIC TANKS AND ALUMINIUM CORE OVER FLOW TUBES ON RIGHT TANK.  
 CORE: 648.5 x 439.0 x 25.9 mm (25 17/32" x 17 9/32" x 1").  
 ROW: 1




**NEW DAILY I (2.3TD 125HP)(YEAR: 1999-2006)**  
**(M/T)(Cod.: P03R049700)**

INLET HEADER: 464.2 x 58.2 mm. (18 9/32" x 2 19/64").  
 OUTLET HEADER: 464.2 x 58.2 mm. (18 9/32" x 2 19/64").  
 INLET CONN: Ø38.0 mm. (Ø1 1/2")(TOP RIGHT).  
 OUTLET CONN: Ø38.0 mm. (Ø1 1/2")(BOTTOM RIGHT).  
 TYPE OF MOUNT: CORNER FLANGES.  
 TRANSMISSION OIL COOLER: NONE.  
 COMMENTS: PLASTIC TANKS AND ALUMINIUM CORE OVER FLOW TUBES ON RIGHT TANK.  
 CORE: 648.5 x 442.8 x 36.0 mm (25 17/32" x 17 7/16" x 1 27/64").  
 ROW: 2



**NEW DAILY I (2.3-2.8-3.0 Lts.)(YEAR: 1999-2006)**  
**(M/T)(Cod.: P03R049800)**

INLET HEADER: 464.2 x 58.2 mm. (18 9/32" x 2 19/64").  
 OUTLET HEADER: 464.2 x 58.2 mm. (18 9/32" x 2 19/64").  
 INLET CONN: Ø38.0 mm. (Ø1 1/2")(TOP RIGHT).  
 OUTLET CONN: Ø38.0 mm. (Ø1 1/2")(BOTTOM LEFT).  
 TYPE OF MOUNT: CORNER FLANGES.  
 TRANSMISSION OIL COOLER: NONE.  
 COMMENTS: PLASTIC TANKS AND ALUMINIUM CORE OVER FLOW TUBES ON RIGHT TANK.  
 CORE: 648.5 x 442.8 x 36.0 mm (25 17/32" x 17 7/16" x 1 27/64").  
 ROW: 2



**NEW DAILY II (2.3D)(YEAR: 2006-)(M/T)**  
**(Cod.: P03R049900)**

INLET HEADER: 464.2 x 58.2 mm. (18 9/32" x 2 19/64").  
 OUTLET HEADER: 464.2 x 58.2 mm. (18 9/32" x 2 19/64").  
 INLET CONN: Ø38.0 mm. (Ø1 1/2")(TOP LEFT).  
 OUTLET CONN: Ø38.0 mm. (Ø1 1/2")(BOTTOM LEFT).  
 TYPE OF MOUNT: CORNER FLANGES.  
 TRANSMISSION OIL COOLER: NONE.  
 COMMENTS: PLASTIC TANKS AND ALUMINIUM CORE OVER FLOW TUBES ON RIGHT TANK.  
 CORE: 648.5 x 439.0 x 25.9 mm (25 17/32" x 17 9/32" x 1").  
 ROW: 1

**RADIATORS**  
**KIA**



**PREGIO (2.7-3.0 Lts.)(4-6 Cil.)(YEAR: 2001-2014)(M/T)**  
**(Cod.: P03X601300)**

INLET HEADER: 560.0 mm. x 66.0 mm. (22 3/64" x 2 19/32").

OUTLET HEADER: 560.0 mm. x 66.0 mm. (22 3/64" x 2 19/32").

INLET CONN: Ø38.0 mm. (Ø1 1/2")(UPPER TANK).

OUTLET CONN: Ø38.0 mm. (Ø1 1/2")(LOWER TANK).

TYPE OF MOUNT: CORNER FLANGES.


TRANSMISSION OIL COOLER: NONE.

COMMENTS: ALUMINIUM TANKS AND ALUMINIUM CORE.

CORE: 375.0 x 533.0 x 44.0 mm. (14 49/64" x 20 63/64" x 1 47/64").

ROW: 2

**RADIATORS**  
**LANCIA**



**DEDRA (1.7D-1.9DS-2.0TD-2.0 Turbo ie 4WD)(4 Cil.)**

**(YEAR: 1990-)(M/T)(Cod.: P03R001300)**

INLET HEADER: 388.9 x 48.9 mm. (15 5/16" x 1 59/64").  
 OUTLET HEADER: 388.9 x 48.9 mm. (15 5/16" x 1 59/64").  
 INLET CONN: Ø35.0 mm. (Ø1 3/8")(TOP LEFT).  
 OUTLET CONN: Ø35.0 mm. (Ø1 3/8")(BOTTOM LEFT).  
 TYPE OF MOUNT: TOP FLANGE / BOTTOM PIN.  
 TRANSMISSION OIL COOLER: NONE.  
 COMMENTS: PLASTIC TANKS AND ALUMINIUM CORE.  
 SENSOR CONNECT ON LEFT TANK (M22 x 1.5).  
 OVER FLOW: TUBE ON TOP LEFT TANK.  
 HEATER CONNECT: TUBE ON BOTTOM LEFT TANK.  
 CORE: 502.0 x 370.4 x 25.9 mm (19 3/4" x 14 37/64" x 1").  
 ROW: 1




**DELTA R93 (1.8ie-2.0ie)(4 Cil.)**

**(YEAR: 1993)(M/T)**

**(Cod.: P03R003000)**

INLET HEADER: 388.9 x 48.9 mm. (15 5/16" x 1 59/64").  
 OUTLET HEADER: 388.9 x 48.9 mm. (15 5/16" x 1 59/64").  
 INLET CONN: Ø35.0 mm. (Ø1 3/8")(TOP LEFT).  
 OUTLET CONN: Ø35.0 mm. (Ø1 3/8")(BOTTOM LEFT).  
 TYPE OF MOUNT: TOP FLANGE / BOTTOM PIN.  
 TRANSMISSION OIL COOLER: NONE.  
 COMMENTS: PLASTIC TANKS AND ALUMINIUM CORE.  
 SENSOR CONNECT ON LEFT TANK (M22 x 1.5).  
 OVER FLOW: TUBE ON TOP LEFT TANK.  
 HEATER CONNECT: TUBE ON BOTTOM LEFT TANK.  
 CORE: 558.0 x 370.4 x 25.9 mm. (21 31/32" x 14 37/64" x 1").  
 ROW: 1



**Z (2.0 Turbo ie-2.1 TD)(4 Cil.)**

**(YEAR: 1994-2002)**

**(M/T)(Cod.: P03R018800)**

INLET HEADER: 472.6 x 49.4 mm. (18 39/64" x 1 15/16").  
 OUTLET HEADER: 472.6 x 49.4 mm. (18 39/64" x 1 15/16").  
 INLET CONN: Ø41.8 mm. (Ø1 41/64")(TOP LEFT).  
 OUTLET CONN: Ø35.0 mm. (Ø1 3/8")(BOTTOM RIGHT).  
 TYPE OF MOUNT: TOP BRACKET / BOTTOM PIN.  
 TRANSMISSION OIL COOLER: NONE.  
 COMMENTS: PLASTIC TANKS AND ALUMINIUM CORE.  
 SENSOR CONNECT ON LEFT TANK (M22 x 1.5).  
 CORE: 670.0 x 558.6 x 25.9 mm. (26 3/8" x 21 63/64" x 1").  
 ROW: 1

**RADIATORS  
&  
CORES  
MACK**



**MACK R-600 (Cod.: P03X501900)**

INLET HEADER: 950.0 x 165.0 mm. (37 13/32" x 6 1/2").  
 OUTLET HEADER: 950.0 x 165.0 mm. (37 13/32" x 6 1/2").  
 COMMENTS: ALUMINIUM CORE.  
 CORE: 740.0 x 880.0 x 57.8 mm. (29 1/8" x 34 21/32" x 2 9/32").  
 ROW: 2



**MACK 110 (Cod.: P03X504900)**

INLET HEADER: 850.0 x 165.0 mm. (33 15/32" x 6 1/2").  
 OUTLET HEADER: 850.0 x 165.0 mm. (33 15/32" x 6 1/2").  
 COMMENTS: ALUMINIUM CORE.  
 CORE: 1100.0 x 790.0 x 57.8 mm. (43 19/64" x 31 7/64" x 2 9/32").  
 ROW: 2

**RADIATORS**  
**MAZDA**



**ALLEGRO (1.5-1.6-1.8 Lts.)(4 Cil.)**  
**(YEAR: 1994-2002)(A/T)(Cod.: P03R004300)**

INLET HEADER: 715.2 x 49.6 mm. (28 5/32" x 1 61/64").  
 OUTLET HEADER: 715.2 x 49.6 mm. (28 5/32" x 1 61/64").  
 INLET CONN: Ø28.0 mm. (Ø1 7/64")(UPPER TANK).  
 OUTLET CONN: Ø28.0 mm. (Ø1 7/64")(LOWER TANK).  
 TYPE OF MOUNT: PIN MOUNT.  
 TRANSMISSION OIL COOLER: 350.0 mm. (13 25/32").  
 COMMENTS: PLASTIC TANKS AND ALUMINIUM CORE.  
 CORE: 325.0 x 693.8 x 16.0 mm. (12 51/64" x 27 5/16" x 5/8").  
 ROW: 1



**ALLEGRO (1.5-1.6-1.8 Lts.)(4 Cil.)**  
**(YEAR: 2000-2002)(M/T)(Cod.: P03R004400)**

INLET HEADER: 715.2 x 49.6 mm. (28 5/32" x 1 61/64").  
 OUTLET HEADER: 715.2 x 49.6 mm. (28 5/32" x 1 61/64").  
 INLET CONN: Ø28.0 mm. (Ø1 7/64")(UPPER TANK).  
 OUTLET CONN: Ø28.0 mm. (Ø1 7/64")(LOWER TANK).  
 TYPE OF MOUNT: PIN MOUNT.  
 TRANSMISSION OIL COOLER: NONE.  
 COMMENTS: PLASTIC TANKS AND ALUMINIUM CORE.  
 CORE: 325.0 x 693.8 x 16.0 mm. (12 51/64" x 27 5/16" x 5/8").  
 ROW: 1



**323 (2.2 Lts.)(YEAR: 1986-1987)(M/T)**  
**(Cod.: P03R043600)**

INLET HEADER: 481.0 x 39.0 mm. (18 15/16" x 1 17/32").  
 OUTLET HEADER: 481.0 x 39.0 mm. (18 15/16" x 1 17/32").  
 INLET CONN: Ø35.0 mm. (Ø1 3/8")(UPPER TANK).  
 OUTLET CONN: Ø35.0 mm. (Ø1 3/8")(LOWER TANK).  
 TYPE OF MOUNT: PIN MOUNT.  
 TRANSMISSION OIL COOLER: NONE.  
 COMMENTS: PLASTIC TANKS AND ALUMINIUM CORE.  
 SENSOR CONNECT ON LOWER TANK (M16 x 1.25).  
 CORE: 300.0 x 460.0 x 16.0 mm. (11 13/16" x 18 7/64" x 5/8").  
 ROW: 1



**B-2600 (2.6 Lts.)(4 Cil.)(YEAR: 2006-2010)(M/T)**  
**(Cod.: P03R046400)**

INLET HEADER: 652.0 x 53.5 mm. (25 43/64" x 2 3/32").  
 OUTLET HEADER: 652.0 x 53.5 mm. (25 43/64" x 2 3/32").  
 INLET CONN: Ø35.0 mm. (Ø1 3/8")(UPPER TANK).  
 OUTLET CONN: Ø35.0 mm. (Ø1 3/8")(LOWER TANK).  
 TYPE OF MOUNT: PIN MOUNT.  
 TRANSMISSION OIL COOLER: NONE.  
 COMMENTS: PLASTIC TANKS AND ALUMINIUM CORE.  
 CORE: 450.0 x 645.0 x 16.0 mm. (17 23/32" x 25 25/64" x 5/8").  
 ROW: 1

**RADIATORS**  
**mitsubishi**



**GALANT MF (2.0 Lts.)(4 Cil.)(YEAR: 1988-1998)(A/T)**  
**(Cod.: P03R010500)**

INLET HEADER: 689.9 x 53.6 mm. (27 3/16" x 2 1/8").  
 OUTLET HEADER: 689.9 x 53.6 mm. (27 3/16" x 2 1/8").  
 INLET CONN: Ø35.0 mm. (Ø1 3/8")(UPPER TANK).  
 OUTLET CONN: Ø35.0 mm. (Ø1 3/8")(LOWER TANK).  
 TYPE OF MOUNT: PIN MOUNT.  
 TRANSMISSION OIL COOLER: 350.0 mm (13 25/32").  
 CONNECTION: Ø 10 mm (Ø 3/8").  
 COMMENTS: PLASTIC TANKS AND ALUMINIUM CORE.  
 SENSOR CONNECT ON LOWER TANK (M16 x 1.5).  
 CORE: 375.0 x 664.4 x 25.9 mm (14 3/4 x 26 3/16 x 1").  
 ROW: 1



**GALANT H41 (1.5-1.8GLi-1.8GLS-2.0GLS-2.0GTi4WD-4WS 16V)(4 Cil.)(YEAR: 1988-1998)(M/T)**  
**(Cod.: P03R010600)**

INLET HEADER: 689.9 x 53.6 mm. (27 3/16" x 2 1/8").  
 OUTLET HEADER: 689.9 x 53.6 mm. (27 3/16" x 2 1/8").  
 INLET CONN: Ø35.0 mm. (Ø1 3/8")(UPPER TANK).  
 OUTLET CONN: Ø35.0 mm. (Ø1 3/8")(LOWER TANK).  
 TYPE OF MOUNT: PIN MOUNT.  
 TRANSMISSION OIL COOLER: NONE.  
 COMMENTS: PLASTIC TANKS AND ALUMINIUM CORE AND  
 SENSOR CONNECT ON LOWER TANK (M16 x 1.5).  
 CORE: 375.0 x 664.4 x 25.9 mm (14 3/4 x 26 3/16 x 1").  
 ROW: 1



**EAGLE COLT (1.6-1.8 Lts.)(4 Cil.)(YEAR: 1988-1992)(A/T)**  
**(Cod.: P03R010800)**

INLET HEADER: 689.9 x 53.6 mm. (27 3/16" x 2 1/8").  
 OUTLET HEADER: 689.9 x 53.6 mm. (27 3/16" x 2 1/8").  
 INLET CONN: Ø35.0 mm. (Ø1 3/8")(UPPER TANK).  
 OUTLET CONN: Ø35.0 mm. (Ø1 3/8")(LOWER TANK).  
 TYPE OF MOUNT: PIN MOUNT.  
 TRANSMISSION OIL COOLER: 350.0 mm. (13 25/32").  
 CONNECTION (Ø 10 mm) (Ø 3/8").  
 COMMENTS: PLASTIC TANKS AND ALUMINIUM CORE.  
 TWO SENSOR CONNECT (M16 x 1.5 mm)(M22 x 1.5 mm).  
 CORE: 375.0 x 664.4 x 25.9 mm (14 3/4 x 26 3/16 x 1").  
 ROW: 1



**EAGLE COLT LANCER III (1.5GL-GLX-1.5GLXi)(4 Cil.)**  
**(YEAR: 1987-1992)(A/T)(Cod.: P03R010900)**

INLET HEADER: 689.9 x 53.6 mm. (27 3/16" x 2 1/8").  
 OUTLET HEADER: 689.9 x 53.6 mm. (27 3/16" x 2 1/8").  
 INLET CONN: Ø28.0 mm. (Ø1 3/8")(UPPER TANK).  
 OUTLET CONN: Ø35.0 mm. (Ø1 3/8")(LOWER TANK).  
 TYPE OF MOUNT: PIN MOUNT.  
 TRANSMISSION OIL COOLER: 350.0mm (13 25/32").  
 CONNECTION (Ø 10 mm) (Ø 3/8").  
 COMMENTS: PLASTIC TANKS AND ALUMINIUM CORE AND TWO  
 SENSOR CONNECT (M16 x 1.5 mm)(M22x1.5 mm).  
 CORE: 375.0 x 664.4 x 25.9 mm (14 3/4 x 26 3/16 x 1").  
 ROW: 1



**LANCER MG / SIGNO (1.5-1.8 Lts.)(4 Cil.)**  
**(YEAR: 1996-2003)(A/T)(Cod.: P03R012800)**

INLET HEADER: 682.0 x 36.2 mm. (26 7/8" x 1 7/16").  
 OUTLET HEADER: 682.0 x 36.2 mm. (26 7/8" x 1 7/16").  
 INLET CONN: Ø35.0 mm. (Ø1 3/8")(UPPER TANK).  
 OUTLET CONN: Ø35.0 mm. (Ø1 3/8")(LOWER TANK).  
 TYPE OF MOUNT: PIN MOUNT.  
 TRANSMISSION OIL COOLER: 300.0 mm. (11 13/16").  
 COMMENTS: PLASTIC TANKS AND ALUMINIUM CORE.  
 CORE: 375.0 x 664.4 x 16.0 mm. (14 3/4" x 26 3/16" x 5/8").  
 ROW: 1



**LANCER MG / SIGNO (1.5-1.8 Lts.)(4 Cil.)**  
**(YEAR: 1996-2003)(M/T)(Cod.: P03R013400)**

INLET HEADER: 682.0 x 36.2 mm. (26 7/8" x 1 7/16").  
 OUTLET HEADER: 682.0 x 36.2 mm. (26 7/8" x 1 7/16").  
 INLET CONN: Ø35.0 mm. (Ø1 3/8")(UPPER TANK).  
 OUTLET CONN: Ø35.0 mm. (Ø1 3/8")(LOWER TANK).  
 TYPE OF MOUNT: PIN MOUNT.  
 TRANSMISSION OIL COOLER: NONE.  
 COMMENTS: PLASTIC TANKS AND ALUMINIUM CORE.  
 CORE: 375.0 x 664.4 x 16.0 mm. (14 3/4" x 26 3/16" x 5/8").  
 ROW: 1



**LANCER JT (2.0 Lts.)(4 Cil.)(YEAR: 2002-)(A/T)**  
**(Cod.: P03R031300)**

INLET HEADER: 715.0 x 50.5 mm. (28 5/32" x 2").  
 OUTLET HEADER: 715.0 x 50.5 mm. (28 5/32" x 2").  
 INLET CONN: Ø35.0 mm. (Ø1 3/8")(UPPER TANK).  
 OUTLET CONN: Ø35.0 mm. (Ø1 3/8")(LOWER TANK).  
 TYPE OF MOUNT: PIN MOUNT.  
 TRANSMISSION OIL COOLER: 300.0 mm. (11 13/16").  
 COMMENTS: PLASTIC TANKS AND ALUMINIUM CORE.  
 CORE: 380.0 x 692.0 x 16.0 mm. (14 31/32" x 27 1/4" x 5/8").  
 ROW: 1



**LANCER JT (2.0 Lts.)(4 Cil.)(YEAR: 2002-)(M/T)**  
**(Cod.: P03R031400)**

INLET HEADER: 715.0 x 50.5 mm. (28 5/32" x 2").  
 OUTLET HEADER: 715.0 x 50.5 mm. (28 5/32" x 2").  
 INLET CONN: Ø35.0 mm. (Ø1 3/8")(UPPER TANK).  
 OUTLET CONN: Ø35.0 mm. (Ø1 3/8")(LOWER TANK).  
 TYPE OF MOUNT: PIN MOUNT.  
 TRANSMISSION OIL COOLER: NONE.  
 COMMENTS: PLASTIC TANKS AND ALUMINIUM CORE.  
 CORE: 380.0 x 692.0 x 16.0 mm. (14 31/32" x 27 1/4" x 5/8").  
 ROW: 1



**CANTER (3.0 Lts.)(4 Cil.)(YEAR: 2007-2009)(M/T)**  
**(Cod.: P03R043270)**

INLET HEADER: 547.9 mm. x 56.8 mm. (21 37/64" x 2 15/64").  
 OUTLET HEADER: 547.9 mm. x 56.8 mm. (21 37/64" x 2 15/64").  
 INLET CONN: Ø46.0 mm. (Ø1 13/16")(UPPER TANK).  
 OUTLET CONN: Ø46.0 mm. (Ø1 13/16")(LOWER TANK).  
 TYPE OF MOUNT: FIXING SUPPORTS.  
 TRANSMISSION OIL COOLER: NONE.  
 COMMENTS: PLASTIC TANKS AND ALUMINIUM CORE.  
 CORE: 550.6 x 527.2 x 25.9 mm. (21 43/64" x 20 3/4" x 1").  
 ROW: 1



**CANTER (3.9 Lts.)(4 Cil.)(YEAR: 2009-)(M/T)**  
**(Cod.: P03R043260)**

INLET HEADER: 546.7 x 70.2 mm. (21 33/64" x 2 49/64").  
 OUTLET HEADER: 546.7 x 70.2 mm. (21 33/64" x 2 49/64").  
 INLET CONN: Ø46.5 mm. (Ø1 53/64")(UPPER TANK).  
 OUTLET CONN: Ø46.5 mm. (Ø1 53/64")(LOWER TANK).  
 TYPE OF MOUNT: FIXING SUPPORTS.  
 TRANSMISSION OIL COOLER: NONE.  
 COMMENTS: PLASTIC TANKS AND ALUMINIUM CORE.  
 CORE: 525.0 x 520.7 x 36.0 mm. (20 43/64" x 20 1/2" x 1 27/64").  
 ROW: 2

**RADIATORS**  
**OPEL**



**ASTRA (1.7TD-2.0-2.0D-2.2 Lts.)(4 Cil.)**  
**(YEAR: 1997-2004)(M/T)(Cod.: P03R002300)**

INLET HEADER: 397 x 58.6 mm. (15 5/8" x 2 1/4").  
 OUTLET HEADER: 397 x 58.6 mm. (15 5/8" x 2 1/4").  
 INLET CONN: Ø33.0 mm. (Ø1 5/16")(TOP RIGHT).  
 OUTLET CONN: Ø34.0 mm. (Ø1 5/16")(BOTTOM LEFT).  
 TYPE OF MOUNT: LOWER PIN MOUNT AND SIDE PLASTIC BRACKET WITH RUBBER.  
 TRANSMISSION OIL COOLER: NONE.  
 COMMENTS: PLASTIC TANKS AND ALUMINIUM CORE WITHOUT PLASTIC SUPPORTS.  
 CORE: 600.0 x 360.6 x 25.9 mm (23 5/8 x 14 3/16 x 1").  
 ROW: 1



**ASTRA G (2.2 Lts.)(4 Cil.)(YEAR: 1997-2004)(M/T)**  
**(Cod.: P03R002400)**

INLET HEADER: 397 x 58.6 mm. (15 5/8" x 2 1/4").  
 OUTLET HEADER: 397 x 58.6 mm. (15 5/8" x 2 1/4").  
 INLET CONN: Ø33.0 mm. (Ø1 5/16")(TOP RIGHT).  
 OUTLET CONN: Ø34.0 mm. (Ø1 5/16")(BOTTOM LEFT).  
 TYPE OF MOUNT: LOWER PIN MOUNT AND SIDE PLASTIC BRACKET WITH RUBBER.  
 TRANSMISSION OIL COOLER: NONE.  
 COMMENTS: PLASTIC TANKS AND ALUMINIUM CORE WITH PLASTIC SUPPORTS.  
 CORE: 600.0 x 360.6 x 25.9 mm (23 5/8 x 14 3/16 x 1").  
 ROW: 1



**ZAFIRA (2.0-2.2 Lts.)(4 Cil.)(YEAR: 1999-)(A/T)**  
**(Cod.: P03R002600)**

INLET HEADER: 397 x 58.6 mm. (15 5/8" x 2 1/4").  
 OUTLET HEADER: 397 x 58.6 mm. (15 5/8" x 2 1/4").  
 INLET CONN: Ø33.0 mm. (Ø1 5/16")(TOP RIGHT).  
 OUTLET CONN: Ø34.0 mm. (Ø1 5/16")(BOTTOM LEFT).  
 TYPE OF MOUNT: LOWER PIN MOUNT AND SIDE PLASTIC BRACKET WITH RUBBER.  
 TRANSMISSION OIL COOLER: 250.0 mm (9 7/8")  
 THREAD M14 x 1.5.  
 COMMENTS: PLASTIC TANKS AND ALUMINIUM CORE WITHOUT PLASTIC SUPPORTS.  
 CORE: 600.0 x 360.6 x 25.9 mm (23 5/8 x 14 3/16 x 1").  
 ROW: 1




**ASTRA G (2.2 Lts.)(4 Cil.)(YEAR: 1997-2004)(A/T)**  
**(Cod.: P03R002700)**

INLET HEADER: 397 x 58.6 mm. (15 5/8" x 2 1/4").  
 OUTLET HEADER: 397 x 58.6 mm. (15 5/8" x 2 1/4").  
 INLET CONN: Ø33.0 mm. (Ø1 5/16")(TOP RIGHT).  
 OUTLET CONN: Ø34.0 mm. (Ø1 5/16")(BOTTOM LEFT).  
 TYPE OF MOUNT: LOWER PIN MOUNT AND SIDE PLASTIC BRACKET WITH RUBBER.  
 TRANSMISSION OIL COOLER: 250.0 mm (9 7/8")  
 THREAD M14 x 1.5.  
 COMMENTS: PLASTIC TANKS AND ALUMINIUM CORE WITH PLASTIC SUPPORTS.  
 CORE: 600.0 x 360.6 x 25.9 mm (23 5/8 x 14 3/16 x 1").  
 ROW: 1


**MONZA (4 Cil.)(YEAR: 1987-)(M/T)**
**(Cod.: P03R006600)**

INLET HEADER: 421.3 x 54 mm. (16 9/16" x 2 1/8").  
 OUTLET HEADER: 421.3 x 54 mm. (16 9/16" x 2 1/8").  
 INLET CONN: Ø34.5 mm. (Ø1 3/8")(TOP RIGHT).  
 OUTLET CONN: Ø34.5 mm. (Ø1 3/8")(BOTTOM LEFT).  
 TYPE OF MOUNT: PIN MOUNT.  
 TRANSMISSION OIL COOLER: NONE.  
 COMMENTS: PLASTIC TANKS AND ALUMINIUM CORE.  
 SENSOR CONNECT ON RIGHT TANK (M22 x 1.5).  
 OVER FLOW TUBE ON LEFT TANK.  
 CORE: 530.0 x 399.8 x 25.9 mm (20 7/8 x 15 3/4 x 1").  
 ROW: 1


**MONZA (4 Cil.)(YEAR: 1987-)(A/T)**
**(Cod.: P03R006700)**


INLET HEADER: 421.3 x 54 mm. (16 9/16" x 2 1/8").  
 OUTLET HEADER: 421.3 x 54 mm. (16 9/16" x 2 1/8").  
 INLET CONN: Ø34.5 mm. (Ø1 3/8")(TOP RIGHT).  
 OUTLET CONN: Ø34.5 mm. (Ø1 3/8")(BOTTOM LEFT).  
 TYPE OF MOUNT: PIN MOUNT.  
 TRANSMISSION OIL COOLER: 245.5 mm (9 5/8") M12 x 1.0.  
 COMMENTS: PLASTIC TANKS AND ALUMINIUM CORE.  
 SENSOR CONNECT ON RIGHT TANK (M22 x 1.5).  
 OVER FLOW TUBE ON LEFT TANK.  
 CORE: 530.0 x 399.8 x 25.9 mm (20 7/8 x 15 3/4 x 1").  
 ROW: 1


**CORSA / CHEVY C2 (1.4i-1.4 16V-1.6GSi 16V)**
**(4 Cil.)(YEAR: 1993-2005)(A/T)**
**(Cod.: P03R007400)**


INLET HEADER: 283 x 51 mm. (11 1/8" x 2").  
 OUTLET HEADER: 283 x 51 mm. (11 1/8" x 2").  
 INLET CONN: Ø35.0 mm. (Ø1 3/8")(TOP RIGHT).  
 OUTLET CONN: Ø35.0 mm. (Ø1 3/8")(BOTTOM LEFT).  
 TYPE OF MOUNT: PIN MOUNT.  
 TRANSMISSION OIL COOLER: 220.0mm (8 5/8") M14 x 1.5.  
 COMMENTS: PLASTIC TANKS AND ALUMINIUM CORE.  
 OVER FLOW TUBE ON LEFT TANK.  
 CORE: 680.0 x 272.0 x 25.9 mm (26 3/4 x 10 3/4 x 1").  
 ROW: 1


**CORSA / CHEVY C2 (1.4i-1.4 16V-1.6GSi 16V)**
**(4 Cil.)(YEAR: 1993-2005)(M/T)**
**(Cod.: P03R007500)**


INLET HEADER: 283 x 51 mm. (11 1/8" x 2").  
 OUTLET HEADER: 283 x 51 mm. (11 1/8" x 2").  
 INLET CONN: Ø35.0 mm. (Ø1 3/8")(TOP RIGHT).  
 OUTLET CONN: Ø35.0 mm. (Ø1 3/8")(BOTTOM LEFT).  
 TYPE OF MOUNT: PIN MOUNT.  
 TRANSMISSION OIL COOLER: NONE.  
 COMMENTS: PLASTIC TANKS AND ALUMINIUM CORE.  
 OVER FLOW TUBE ON LEFT TANK.  
 CORE: 680.0 x 272.0 x 25.9 mm (26 3/4 x 10 3/4 x 1").  
 ROW: 1


**CORSA B / COMBO / TIGRA (1.4i-1.4 16V-1.6GSi 16V)**
**(4 Cil.)(YEAR: 1993-2005)(A/T)**
**(Cod.: P03R007600)**


INLET HEADER: 283 x 51 mm. (11 1/8" x 2").  
 OUTLET HEADER: 283 x 51 mm. (11 1/8" x 2").  
 INLET CONN: Ø35.0 mm. (Ø1 3/8")(TOP RIGHT).  
 OUTLET CONN: Ø35.0 mm. (Ø1 3/8")(BOTTOM LEFT).  
 TYPE OF MOUNT: PIN MOUNT.  
 TRANSMISSION OIL COOLER: 220.0 mm (8 5/8") M14 x 1.5.  
 COMMENTS: PLASTIC TANKS AND ALUMINIUM CORE.  
 OVER FLOW TUBE ON LEFT TANK.  
 TWO SENSOR CONNECT ON RIGHT TANK (M22 x 1.5).  
 CORE: 680.0 x 272.0 x 25.9 mm (26 3/4 x 10 3/4 x 1").  
 ROW: 1


**CORSA B / COMBO / TIGRA (1.4i-1.4 16V-1.6GSi 16V)**
**(4 Cil.)(YEAR: 1993-2005)(M/T)**
**(Cod.: P03R007700)**


INLET HEADER: 283 x 51 mm. (11 1/8" x 2").  
 OUTLET HEADER: 283 x 51 mm. (11 1/8" x 2").  
 INLET CONN: Ø35.0 mm. (Ø1 3/8")(TOP RIGHT).  
 OUTLET CONN: Ø35.0 mm. (Ø1 3/8")(BOTTOM LEFT).  
 TYPE OF MOUNT: PIN MOUNT.  
 TRANSMISSION OIL COOLER: NONE.  
 COMMENTS: PLASTIC TANKS AND ALUMINIUM CORE.  
 OVER FLOW TUBE ON LEFT TANK.  
 TWO SENSOR CONNECT ON RIGHT TANK (M22 x 1.5).  
 CORE: 680.0 x 272.0 x 25.9 mm (26 3/4 x 10 3/4 x 1").  
 ROW: 1


**ASTRA (1.4-1.6-1.8-2.0-2.2 Lts.)(4 Cil.)**
**(YEAR: 1998-2004)(A/T-M/T)(Cod.: P03R018300)**

INLET HEADER: 397 x 58.6 mm. (15 5/8" x 2 1/4").  
 OUTLET HEADER: 397 x 58.6 mm. (15 5/8" x 2 1/4").  
 INLET CONN: Ø33.0 mm. (Ø1 5/16")(TOP RIGHT).  
 OUTLET CONN: Ø34.0 mm. (Ø1 5/16")(BOTTOM LEFT).  
 TYPE OF MOUNT: LOWER PIN MOUNT AND SIDE PLASTIC BRACKET WITH RUBBER.  
 TRANSMISSION OIL COOLER: 250.0 mm (9 7/8") THREAD M14 x 1.5.  
 COMMENTS: PLASTIC TANKS AND ALUMINIUM CORE.  
 CORE: 600.0 x 360.6 x 25.9 mm (23 5/8 x 14 3/16 x 1").  
 ROW: 1


**ASTRA (1.8 Lts.)(4 Cil.)(YEAR: 2002-2004)(M/T)**
**(Cod.: P03R018400)**

INLET HEADER: 397 x 58.6 mm. (15 5/8" x 2 1/4").  
 OUTLET HEADER: 397 x 58.6 mm. (15 5/8" x 2 1/4").  
 INLET CONN: Ø33.0 mm. (Ø1 5/16")(TOP RIGHT).  
 OUTLET CONN: Ø34.0 mm. (Ø1 5/16")(BOTTOM LEFT).  
 TYPE OF MOUNT: LOWER PIN MOUNT AND SIDE PLASTIC BRACKET WITH RUBBER.  
 TRANSMISSION OIL COOLER: NONE.  
 COMMENTS: PLASTIC TANKS AND ALUMINIUM CORE.  
 CORE: 600.0 x 360.6 x 25.9 mm (23 5/8 x 14 3/16 x 1").  
 ROW: 1



**MERIVA (GASOLINE)(1.4-1.8 Lts.)(8 Cil.)  
(YEAR: 2003-2012)(M/T)(Cod.: P03R070200)**

INLET HEADER: 378.2 mm. x 59.2 mm. (14 57/64" x 2 21/64").  
 OUTLET HEADER: 378.2 mm. x 59.2 mm. (14 57/64" x 2 21/64").  
 INLET CONN: Ø34.0 mm. (Ø1 21/64")(CENTER LEFT).  
 OUTLET CONN: Ø34.0 mm. (Ø1 21/64")(BOTTOM RIGHT).  
 TYPE OF MOUNT: PIN MOUNT.  
 TRANSMISSION OIL COOLER: NONE.  
 COMMENTS: PLASTIC TANKS AND ALUMINIUM CORE.  
 CORE: 605.0 x 372.6 x 16.0 mm. (23 13/16" x 14 43/64" x 5/8").  
 ROW: 1



**RADIATORS**  
**PEUGEOT**


**206 (4 Cil.)(YEAR: )(Cod.: P03R021700)**

INLET HEADER: 566.2 x 45.9 mm. (22 19/64" x 1 13/16").  
 OUTLET HEADER: 566.2 x 45.9 mm. (22 19/64" x 1 13/16").  
 INLET CONN: Ø32.0 mm. (Ø1 1/4"); Ø15.0 mm. (Ø19/32")(UPPER TANK).  
 OUTLET CONN: Ø32.0 mm. (Ø1 1/4"); Ø18.0 mm. (Ø23/32");  
 Ø16.0 (Ø5/8")(LOWER TANK).  
 TYPE OF MOUNT: PIN MOUNT.  
 TRANSMISSION OIL COOLER: NONE.  
 COMMENTS: PLASTIC TANKS AND ALUMINIUM CORE.  
 SENSOR CONNECT ON UPPER TANK (M22 x 1.5).  
 WITHOUT DRAIN VALVE ON LOWER TANK.  
 CORE: 380.0 x 556.6 x 25.9 mm (14 31/32" x 21 29/32" x 1").  
 ROW: 1


**406 (2.2 Lts.)(4 Cil.)(YEAR: )(Cod.: P03R032400)**

INLET HEADER: 566.2 x 45.9 mm. (22 19/64" x 1 13/16").  
 OUTLET HEADER: 566.2 x 45.9 mm. (22 19/64" x 1 13/16").  
 INLET CONN: Ø32.0 mm. (Ø1 1/4"); Ø8.0 mm. (Ø5/16")(UPPER TANK).  
 OUTLET CONN: Ø48.0 mm. (Ø1 57/64"); Ø16.0 mm. (Ø5/8")(LOWER TANK).  
 TYPE OF MOUNT: PIN MOUNT.  
 TRANSMISSION OIL COOLER: NONE.  
 COMMENTS: PLASTIC TANKS AND ALUMINIUM CORE.  
 WITH DRAIN VALVE ON UPPER TANK AND LOWER TANK.  
 CORE: 380.0 x 556.6 x 25.9 mm. (14 31/32" x 21 29/32" x 1").  
 ROW: 1


**307 (2.0HDI)(4 Cil.)(YEAR: 2001-2002)(M/T)  
(Cod.: P03R032600)**

INLET HEADER: 566.2 x 45.9 mm. (22 19/64" x 1 13/16").  
 OUTLET HEADER: 566.2 x 45.9 mm. (22 19/64" x 1 13/16").  
 INLET CONN: Ø32.0 mm. (Ø1 1/4"); Ø15.0 mm. (Ø19/32")(UPPER TANK).  
 OUTLET CONN: Ø32.0 mm. (Ø1 1/4"); Ø18.0 mm. (Ø23/32")(LOWER TANK).  
 TYPE OF MOUNT: PIN MOUNT.  
 TRANSMISSION OIL COOLER: NONE.  
 COMMENTS: PLASTIC TANKS AND ALUMINIUM CORE.  
 WITHOUT DRAIN VALVE ON LOWER TANK.  
 SENSOR CONNECT ON UPPER TANK (M22 x 1.5).  
 CORE: 380.0 x 556.6 x 25.9 mm (14 31/32" x 21 29/32" x 1").  
 ROW: 1


**206 (1.4i-1.6i-1.9D-2.0HDI-2.0i)(4 Cil.)  
(YEAR: 1998-)(A/T-M/T)(Cod.: P03R040400)**

INLET HEADER: 566.2 x 45.9 mm. (22 19/64" x 1 13/16").  
 OUTLET HEADER: 566.2 x 45.9 mm. (22 19/64" x 1 13/16").  
 INLET CONN: Ø32.0 mm. (Ø1 1/4"); Ø8.0 mm. (Ø5/16")(UPPER TANK).  
 OUTLET CONN: Ø32.0 mm. (Ø1 1/4")(LOWER TANK).  
 TYPE OF MOUNT: PIN MOUNT.  
 TRANSMISSION OIL COOLER: NONE.  
 COMMENTS: PLASTIC TANKS AND ALUMINIUM CORE.  
 WITHOUT DRAIN VALVE ON LOWER TANK.  
 SENSOR CONNECT ON UPPER TANK (M22 x 1.5).  
 CORE: 380.0 x 556.6 x 25.9 mm (14 31/32" x 21 29/32" x 1").  
 ROW: 1


**206 (1.1i-1.4i-1.6i)(4 Cil.)**
**(YEAR: 1998-)(M/T)(Cod.: P03R040500)**

INLET HEADER: 418.2 x 45.9 mm. (16 15/32" x 1 13/16").

OUTLET HEADER: 418.2 x 45.9 mm. (16 15/32" x 1 13/16").

INLET CONN: Ø32.0 mm. (Ø1 1/4"); Ø15.0 mm. (Ø19/32")(UPPER TANK).

OUTLET CONN: Ø32.0 mm. (Ø1 1/4")(LOWER TANK).

TYPE OF MOUNT: PIN MOUNT.

TRANSMISSION OIL COOLER: NONE.

COMMENTS: PLASTIC TANKS AND ALUMINIUM CORE.

WITHOUT DRAIN VALVE ON LOWER TANK.

SENSOR CONNECT ON UPPER TANK (M22 x 1.5).

CORE: 380.0 x 400.1 x 16.0 mm (14 31/32" x 15 3/4" x 5/8").

ROW: 1


**206 (1.1i-1.4i-1.6i)(4 Cil.)(YEAR: 1998-)(M/T)**
**(Cod.: P03R040600)**

INLET HEADER: 566.2 x 45.9 mm. (22 19/64" x 1 13/16").

OUTLET HEADER: 566.2 x 45.9 mm. (22 19/64" x 1 13/16").

INLET CONN: Ø32.0 mm. (Ø1 1/4"); Ø15.0 mm. (Ø19/32")(UPPER TANK).

OUTLET CONN: Ø32.0 mm. (Ø1 1/4")(LOWER TANK).

TYPE OF MOUNT: PIN MOUNT.

TRANSMISSION OIL COOLER: NONE.

COMMENTS: PLASTIC TANKS AND ALUMINIUM CORE.

WITHOUT DRAIN VALVE ON LOWER TANK.

SENSOR CONNECT ON UPPER TANK (M22 x 1.5).

CORE: 380.0 x 547.1 x 16.0 mm (14 31/32" x 21 17/32" x 5/8").

ROW: 1


**307 (1.6-2.0i 16V)(4 Cil.)(YEAR: 2000-)(A/T)**
**(Cod.: P03R040700)**

INLET HEADER: 566.2 x 45.9 mm. (22 19/64" x 1 13/16").

OUTLET HEADER: 566.2 x 45.9 mm. (22 19/64" x 1 13/16").

INLET CONN: Ø32.0 mm. (Ø1 1/4"); Ø15.0 mm. (Ø19/32")(UPPER TANK).

OUTLET CONN: Ø32.0 mm. (Ø1 1/4"); Ø16.0 mm. (Ø5/8")(LOWER TANK).

TYPE OF MOUNT: PIN MOUNT.

TRANSMISSION OIL COOLER: NONE.

COMMENTS: PLASTIC TANKS AND ALUMINIUM CORE.

WITHOUT DRAIN VALVE ON LOWER TANK.

CORE: 380.0 x 556.6 x 25.9 mm (14 31/32" x 21 29/32" x 1").

ROW: 1


**206 (1.4HDi-1.4i-1.6i-1.6i Tropic-1.9D-2.0HDi-2.0i)(4 Cil.)**
**(YEAR: 1999-2002)(A/T-M/T)(Cod.: P03R041600)**

INLET HEADER: 566.2 x 45.9 mm. (22 19/64" x 1 13/16").

OUTLET HEADER: 566.2 x 45.9 mm. (22 19/64" x 1 13/16").

INLET CONN: Ø32.0 mm. (Ø1 1/4"); Ø15.0 mm. (Ø19/32")(UPPER TANK).

OUTLET CONN: Ø32.0 mm. (Ø1 1/4")(LOWER TANK).

TYPE OF MOUNT: PIN MOUNT.

TRANSMISSION OIL COOLER: NONE.

COMMENTS: PLASTIC TANKS AND ALUMINIUM CORE.

WITHOUT DRAIN VALVE ON LOWER TANK.

CORE: 380.0 x 556.6 x 25.9 mm (14 31/32" x 21 29/32" x 1").

ROW: 1



**XSARA (1.6-2.0i 16V)(4 Cil.)(YEAR: 2000-2002)(A/T)**  
**(Cod.: P03R041700)**

INLET HEADER: 566.2 x 45.9 mm. (22 19/64" x 1 13/16").  
 OUTLET HEADER: 566.2 x 45.9 mm. (22 19/64" x 1 13/16").  
 INLET CONN: Ø32.0 mm. (Ø1 1/4"); Ø15.0 mm. (Ø19/32")(UPPER TANK).  
 OUTLET CONN: Ø32.0 mm. (Ø1 1/4"); Ø16.0 mm. (Ø5/8")(LOWER TANK).  
 TYPE OF MOUNT: PIN MOUNT.  
 TRANSMISSION OIL COOLER: NONE.  
 COMMENTS: PLASTIC TANKS AND ALUMINIUM CORE.  
 WITHOUT DRAIN VALVE ON LOWER TANK.  
 CORE: 380.0 x 547.1 x 16.0 mm. (14 31/32" x 21 17/32" x 5/8").  
 ROW: 1



**XSARA PICASSO (2.0HDI)(4 Cil.)(YEAR: 1999-2006)(M/T)**  
**(Cod.: P03R041800)**

INLET HEADER: 566.2 x 45.9 mm. (22 19/64" x 1 13/16").  
 OUTLET HEADER: 566.2 x 45.9 mm. (22 19/64" x 1 13/16").  
 INLET CONN: Ø32.0 mm. (Ø1 1/4"); Ø8.0 mm. (Ø5/16")(UPPER TANK).  
 OUTLET CONN: Ø32.0 mm. (Ø1 1/4"); Ø18.0 mm. (Ø23/32")(LOWER TANK).  
 TYPE OF MOUNT: PIN MOUNT.  
 TRANSMISSION OIL COOLER: NONE.  
 COMMENTS: PLASTIC TANKS AND ALUMINIUM CORE.  
 WITH DRAIN VALVE ON LOWER TANK.  
 SENSOR CONNECT ON UPPER TANK (M22 x 1.5).  
 CORE: 380.0 x 556.6 x 25.9 mm (14 31/32" x 21 29/32" x 1").  
 ROW: 1



**XSARA PICASSO (1.6-1.8i 16V)(4 Cil.)(YEAR: 1999-2002)(M/T)**  
**(Cod.: P03R041900)**

INLET HEADER: 566.2 x 45.9 mm. (22 19/64" x 1 13/16").  
 OUTLET HEADER: 566.2 x 45.9 mm. (22 19/64" x 1 13/16").  
 INLET CONN: Ø32.0 mm. (Ø1 1/4"); Ø15.0 mm. (Ø19/32")(UPPER TANK).  
 OUTLET CONN: Ø32.0 mm. (Ø1 1/4"); Ø18.0 mm. (Ø23/32")(LOWER TANK).  
 TYPE OF MOUNT: PIN MOUNT.  
 TRANSMISSION OIL COOLER: NONE.  
 COMMENTS: PLASTIC TANKS AND ALUMINIUM CORE.  
 WITHOUT DRAIN VALVE ON LOWER TANK.  
 SENSOR CONNECT ON UPPER TANK (M22 x 1.5).  
 CORE: 380.0 x 547.1 x 16.0 mm. (14 31/32" x 21 17/32" x 5/8").  
 ROW: 1



**307 / RANCH PARTNER (1.6-1.6i-1.9D-1.9SD-1.9TD-2.0HDI)**  
**(4 Cil.)(YEAR: 2000-2002)(A/T-M/T)(Cod.: P03R042000)**

INLET HEADER: 566.2 x 45.9 mm. (22 19/64" x 1 13/16").  
 OUTLET HEADER: 566.2 x 45.9 mm. (22 19/64" x 1 13/16").  
 INLET CONN: Ø32.0 mm. (Ø1 1/4"); Ø15.0 mm. (Ø19/32")(UPPER TANK).  
 OUTLET CONN: Ø32.0 mm. (Ø1 1/4"); Ø18.0 mm. (Ø23/32")(LOWER TANK).  
 TYPE OF MOUNT: PIN MOUNT.  
 TRANSMISSION OIL COOLER: NONE.  
 COMMENTS: PLASTIC TANKS AND ALUMINIUM CORE.  
 WITHOUT DRAIN VALVE ON LOWER TANK.  
 CORE: 380.0 x 556.6 x 25.9 mm (14 31/32" x 21 29/32" x 1").  
 ROW: 1



**206 (1.4i-1.6i-1.9D-2.0HDi-2.0i)(4 Cil.)(YEAR: 2002-)(A/T-M/T)**  
**(Cod.: P03R042100)**

INLET HEADER: 566.2 x 45.9 mm. (22 19/64" x 1 13/16").  
 OUTLET HEADER: 566.2 x 45.9 mm. (22 19/64" x 1 13/16").  
 INLET CONN: Ø32.0 mm. (Ø1 1/4"); Ø15.0 mm. (Ø19/32")(UPPER TANK).  
 OUTLET CONN: Ø32.0 mm. (Ø1 1/4")(LOWER TANK).  
 TYPE OF MOUNT: PIN MOUNT.  
 TRANSMISSION OIL COOLER: NONE.  
 COMMENTS: PLASTIC TANKS AND ALUMINIUM CORE.  
 WITHOUT DRAIN VALVE ON LOWER TANK.  
 CORE: 380.0 x 547.1 x 16.0 mm (14 31/32" x 21 17/32" x 5/8").  
 ROW: 1



**307 (2.0 16V.)(YEAR: 2000-)(A/T)(Cod.: P03R042200)**

INLET HEADER: 566.2 x 45.9 mm. (22 19/64" x 1 13/16").  
 OUTLET HEADER: 566.2 x 45.9 mm. (22 19/64" x 1 13/16").  
 INLET CONN: Ø32.0 mm. (Ø1 1/4"); Ø15.0 mm. (Ø19/32")(UPPER TANK).  
 OUTLET CONN: Ø 32.0 mm. (Ø1 1/4"); Ø18.0 mm. (Ø23/32");  
 Ø16.0 (Ø5/8")(LOWER TANK).  
 TYPE OF MOUNT: PIN MOUNT.  
 TRANSMISSION OIL COOLER: NONE.  
 COMMENTS: PLASTIC TANKS AND ALUMINIUM CORE.  
 WITHOUT DRAIN VALVE ON LOWER TANK.  
 CORE: 380.0 x 556.6 x 25.9 mm (14 31/32" x 21 29/32" x 1").  
 ROW: 1



**307 / RANCH PARTNER (1.4i-1.6i-2.0i)(4 Cil.)**  
**(YEAR: 2002-)(M/T)(Cod.: P03R042300)**

INLET HEADER: 566.2 x 45.9 mm. (22 19/64" x 1 13/16").  
 OUTLET HEADER: 566.2 x 45.9 mm. (22 19/64" x 1 13/16").  
 INLET CONN: Ø32.0 mm. (Ø1 1/4"); Ø15.0 mm. (Ø19/32")(UPPER TANK).  
 OUTLET CONN: Ø32.0 mm. (Ø1 1/4"); Ø18.0 mm. (Ø23/32")(LOWER TANK).  
 TYPE OF MOUNT: PIN MOUNT.  
 TRANSMISSION OIL COOLER: NONE.  
 COMMENTS: PLASTIC TANKS AND ALUMINIUM CORE.  
 WITHOUT DRAIN VALVE ON LOWER TANK.  
 CORE: 380.0 x 547.1 x 16.0 mm. (14 31/32" x 21 17/32" x 5/8").  
 ROW: 1



**XSARA PICASSO (2.0HDi)(4 Cil.)(YEAR: 1999-2002)(M/T)**  
**(Cod.: P03R043000)**


INLET HEADER: 566.2 x 45.9 mm. (22 19/64" x 1 13/16").  
 OUTLET HEADER: 566.2 x 45.9 mm. (22 19/64" x 1 13/16").  
 INLET CONN: Ø32.0 mm. (Ø1 1/4"); Ø8.0 mm. (Ø5/16")(UPPER TANK).  
 OUTLET CONN: Ø32.0 mm. (Ø1 1/4"); Ø18.0 mm. (Ø23/32")(LOWER TANK).  
 TYPE OF MOUNT: PIN MOUNT.  
 TRANSMISSION OIL COOLER: NONE.  
 COMMENTS: PLASTIC TANKS AND ALUMINIUM CORE.  
 WITHOUT DRAIN VALVE ON LOWER TANK.  
 SENSOR CONNECT ON UPPER TANK (M22 x 1.5).  
 CORE: 380.0 x 556.6 x 25.9 mm (14 31/32" x 21 29/32" x 1").  
 ROW: 1


**307 / RANCH PARTNER (1.1-1.4i-1.6i)(4 Cil.)**
**(YEAR: 2002-)(M/T)(Cod.: P03R043100)**

INLET HEADER: 566.2 x 45.9 mm. (22 19/64" x 1 13/16").  
 OUTLET HEADER: 566.2 x 45.9 mm. (22 19/64" x 1 13/16").  
 INLET CONN: Ø32.0 mm. (Ø1 1/4"); Ø15.0 mm. (Ø19/32")(UPPER TANK).  
 OUTLET CONN: Ø32.0 mm. (Ø1 1/4"); Ø18.0 mm. (Ø23/32")(LOWER TANK).  
 TYPE OF MOUNT: PIN MOUNT.  
 TRANSMISSION OIL COOLER: NONE.  
 COMMENTS: PLASTIC TANKS AND ALUMINIUM CORE.  
 WITHOUT DRAIN VALVE ON LOWER TANK.  
 CORE: 380.0 x 547.1 x 16.0 mm. (14 31/32" x 21 17/32" x 5/8").  
 ROW: 1


**206 (1.4i-1.6i-1.9D-2.0HDi-2.0i)(4 Cil.)**
**(YEAR: 2002-)(A/T-M/T)(Cod.: P03R043300)**

INLET HEADER: 566.2 x 45.9 mm. (22 19/64" x 1 13/16").  
 OUTLET HEADER: 566.2 x 45.9 mm. (22 19/64" x 1 13/16").  
 INLET CONN: Ø32.0 mm. (Ø1 1/4"); Ø15.0 mm. (Ø19/32")(UPPER TANK).  
 OUTLET CONN: Ø32.0 mm. (Ø1 1/4")(LOWER TANK).  
 TYPE OF MOUNT: PIN MOUNT.  
 TRANSMISSION OIL COOLER: NONE.  
 COMMENTS: PLASTIC TANKS AND ALUMINIUM CORE.  
 WITHOUT DRAIN VALVE ON LOWER TANK.  
 SENSOR CONNECT ON UPPER TANK (M22 x 1.5).  
 CORE: 380.0 x 556.6 x 25.9 mm (14 31/32" x 21 29/32" x 1").  
 ROW: 1


**806 / EXPERT (1.6-1.8-1.9D-1.9TD-2.0-2.1TD)(4 Cil.)**
**(YEAR: 1994-1995)(M/T)(Cod.: P03R018800)**

INLET HEADER: 472.6 x 49.4 mm. (18 39/64" x 1 15/16").  
 OUTLET HEADER: 472.6 x 49.4 mm. (18 39/64" x 1 15/16").  
 INLET CONN: Ø41.8 mm. (Ø1 41/64")(TOP LEFT).  
 OUTLET CONN: Ø35.0 mm. (Ø1 3/8")(BOTTOM RIGHT).  
 TYPE OF MOUNT: TOP BRACKET / BOTTOM PIN.  
 TRANSMISSION OIL COOLER: NONE.  
 COMMENTS: PLASTIC TANKS AND ALUMINIUM CORE.  
 SENSOR CONNECT ON LEFT TANK (M22 x 1.5).  
 CORE: 670.0 x 558.6 x 25.9 mm. (26 3/8" x 21 63/64" x 1").  
 ROW: 1


**J5 (1.9D-1.9TD-2.5D-2.5TD)(4 Cil.)(YEAR: 1981-1988)(M/T)**
**(Cod.: P03R040200)**

INLET HEADER: 421.3 x 54.0 mm. (16 37/64" x 2 1/8").  
 OUTLET HEADER: 421.3 x 54.0 mm. (16 37/64" x 2 1/8").  
 INLET CONN: Ø38.1 mm. (Ø1 1/2")(TOP LEFT).  
 OUTLET CONN: Ø38.1 mm. (Ø1 1/2")(BOTTOM LEFT).  
 TYPE OF MOUNT: TOP BRACKET / BOTTOM PIN.  
 TRANSMISSION OIL COOLER: NONE.  
 COMMENTS: PLASTIC TANKS AND ALUMINIUM CORE.  
 SENSOR CONNECT ON LEFT TANK (M22 x 1.5).  
 CORE: 665.0 x 400.0 x 25.9 mm. (26 3/16" x 15 3/4" x 1").  
 ROW: 1


**407 (1.6-2.2 Lts.)(YEAR: 2004-2009)(M/T)**
**(Cod.: P03R045100)**

INLET HEADER: 566.2 x 45.9 mm. (22 19/64" x 1 13/16").  
 OUTLET HEADER: 566.2 x 45.9 mm. (22 19/64" x 1 13/16").  
 INLET CONN: Ø32.0 mm. (Ø1 1/4"); Ø15.0 mm. (Ø19/32")(UPPER TANK).  
 OUTLET CONN: Ø32.0 mm. (Ø1 1/4")(LOWER TANK).  
 TYPE OF MOUNT: PIN MOUNT.  
 TRANSMISSION OIL COOLER: NONE.  
 COMMENTS: PLASTIC TANKS AND ALUMINIUM CORE.  
 WITHOUT DRAIN VALVE ON LOWER TANK.  
 CORE: 380.0 x 556.6 x 25.9 mm (14 31/32" x 21 29/32" x 1").  
 ROW: 1


**407 (2.2 Lts. 160CV)(YEAR: 2004-2009)(A/T)**
**(Cod.: P03R045200)**

INLET HEADER: 566.2 x 45.9 mm. (22 19/64" x 1 13/16").  
 OUTLET HEADER: 566.2 x 45.9 mm. (22 19/64" x 1 13/16").  
 INLET CONN: Ø32.0 mm. (Ø1 1/4"); Ø15.0 mm. (Ø19/32")(UPPER TANK).  
 OUTLET CONN: Ø32.0 mm. (Ø1 1/4"); Ø16.0 mm. (Ø5/8")(LOWER TANK).  
 TYPE OF MOUNT: PIN MOUNT.  
 TRANSMISSION OIL COOLER: NONE.  
 COMMENTS: PLASTIC TANKS AND ALUMINIUM CORE.  
 WITHOUT DRAIN VALVE ON LOWER TANK.  
 CORE: 380.0 x 556.6 x 25.9 mm (14 31/32" x 21 29/32" x 1").  
 ROW: 1



**407 (1.8-2.0 Lts. 16V.)(YEAR: 2004-2009)(M/T)**
**(Cod.: P03R045300)**

INLET HEADER: 566.2 x 45.9 mm. (22 19/64" x 1 13/16").  
 OUTLET HEADER: 566.2 x 45.9 mm. (22 19/64" x 1 13/16").  
 INLET CONN: Ø32.0 mm. (Ø1 1/4"); Ø15.0 mm. (Ø19/32")(UPPER TANK).  
 OUTLET CONN: Ø32.0 mm. (Ø1 1/4")(LOWER TANK).  
 TYPE OF MOUNT: PIN MOUNT.  
 TRANSMISSION OIL COOLER: NONE.  
 COMMENTS: PLASTIC TANKS AND ALUMINIUM CORE.  
 WITHOUT DRAIN VALVE ON LOWER TANK.  
 CORE: 380.0 x 556.6 x 25.9 mm (14 31/32" x 21 29/32" x 1").  
 ROW: 1


**407 (2.0 Lts. 138CV)(YEAR: 2004-)(A/T)**
**(Cod.: P03R045200)**

INLET HEADER: 566.2 x 45.9 mm. (22 19/64" x 1 13/16").  
 OUTLET HEADER: 566.2 x 45.9 mm. (22 19/64" x 1 13/16").  
 INLET CONN: Ø32.0 mm. (Ø1 1/4"); Ø15.0 mm. (Ø19/32")(UPPER TANK).  
 OUTLET CONN: Ø32.0 mm. (Ø1 1/4"); Ø16.0 mm. (Ø5/8")(LOWER TANK).  
 TYPE OF MOUNT: PIN MOUNT.  
 TRANSMISSION OIL COOLER: NONE.  
 COMMENTS: PLASTIC TANKS AND ALUMINIUM CORE.  
 WITHOUT DRAIN VALVE ON LOWER TANK.  
 CORE: 380.0 x 556.6 x 25.9 mm (14 31/32" x 21 29/32" x 1").  
 ROW: 1

**RADIATORS**  
**RENAULT**



**R-19 / TRAFIC (1.7GTX-TXE 1.8iRN-RT 1.9RL-RN-RT-2.0-2.1D-2.2)(4 Cil.)(YEAR: 1988-1995)(M/T)**  
**(Cod.: P03R010000)**

INLET HEADER: 418 x 63.5 mm. (16 7/16 x 2 1/2").  
 OUTLET HEADER: : 418 x 63.5 mm. (16 7/16 x 2 1/2").  
 INLET CONN: Ø32.0 mm. (Ø 1 1/4")(TOP RIGHT).  
 OUTLET CONN: Ø 32.0 mm. (Ø1 1/4")(BOTTOM RIGHT).  
 TYPE OF MOUNT: PIN MOUNT.  
 TRANSMISSION OIL COOLER: NONE.  
 COMMENTS: PLASTIC TANKS AND ALUMINIUM CORE,  
 SENSOR CONNECT ON RIGHT TANK (M22 x 1.5).  
 CORE: 480.0 x 399.2 x 44.0 mm (18 7/8 x 15 11/16 x 1 3/4").  
 ROW: 2



**CLIO / CLIO II (1.4-1.6 Lts.)(4 Cil.)(YEAR: 1998-2005)(M/T)**  
**(Cod.: P03R016100)**

INLET HEADER: 410.5 x 51.8 mm. (16 3/16 x 2").  
 OUTLET HEADER: 410.5 x 51.8 mm. (16 3/16 x 2").  
 INLET CONN: Ø32.0 mm. (Ø 1 1/4")(TOP LEFT).  
 OUTLET CONN: Ø 32.0 mm. (Ø1 1/4")(BOTTOM LEFT).  
 TYPE OF MOUNT: PIN MOUNT.  
 TRANSMISSION OIL COOLER: NONE.  
 COMMENTS: PLASTIC TANKS AND ALUMINIUM CORE.  
 CORE: 416.5 x 399.2 x 19.0 mm (16 25/64" x 15 23/32" x 3/4").  
 ROW: 1



**CLIO / SYMBOL / KANGOO / LOGAN (1.4-1.6 Lts.)**  
**(4 Cil.)(YEAR: 2000-2008)(M/T)(Cod.: P03R016200)**

INLET HEADER: 410.5 x 51.8 mm. (16 3/16 x 2").  
 OUTLET HEADER: 410.5 x 51.8 mm. (16 3/16 x 2").  
 INLET CONN: Ø32.0 mm. (Ø 1 1/4")(TOP LEFT).  
 OUTLET CONN: Ø 32.0 mm. (Ø1 1/4")(BOTTOM LEFT).  
 TYPE OF MOUNT: PIN MOUNT.  
 TRANSMISSION OIL COOLER: NONE.  
 COMMENTS: PLASTIC TANKS AND ALUMINIUM CORE.  
 CORE: 466.5 x 399.8 x 25.9 mm (18 3/8 x 15 3/4 x 1").  
 ROW: 1



**CLIO / SYMBOL / KANGOO / LOGAN (1.4-1.6 Lts.)**  
**(4 Cil.)(YEAR: 2000-2008)(M/T)(Cod.: P03R017500)**

INLET HEADER: 410.5 x 51.8 mm. (16 3/16 x 2").  
 OUTLET HEADER: 410.5 x 51.8 mm. (16 3/16 x 2").  
 INLET CONN: Ø32.0 mm. (Ø 1 1/4")(TOP LEFT).  
 OUTLET CONN: Ø 32.0 mm. (Ø1 1/4")(BOTTOM LEFT).  
 TYPE OF MOUNT: PIN MOUNT.  
 TRANSMISSION OIL COOLER: NONE.  
 COMMENTS: PLASTIC TANKS AND ALUMINIUM CORE.  
 SENSOR CONNECT ON LEFT TANK (M22 x 1.5).  
 CORE: 416.5 x 399.2 x 19.0 mm (16 25/64" x 15 23/32" x 3/4").  
 ROW: 1

**RADIATORS**  
**SUZUKI**



**SWIFT (1.3GL-GLX)(4 Cil.)(YEAR: 1989-1996)(A/T)**  
**(Cod.: P03R006800)**

INLET HEADER: 349.9 x 53.1 mm. (13 3/4" x 2 1/8").  
 OUTLET HEADER: 349.9 x 53.1 mm. (13 3/4" x 2 1/8").  
 INLET CONN: Ø28.0 mm. (Ø 1 1/4")(UPPER TANK).  
 OUTLET CONN: Ø 28.0 mm. (Ø1 1/4")(LOWER TANK).  
 TYPE OF MOUNT: CORNER FLANGES.  
 TRANSMISSION OIL COOLER: 200.0 mm (8")  
 CONN: Ø8.0 mm. (Ø 5/16")(LOWER TANK)..  
 COMMENTS: PLASTIC TANKS AND ALUMINIUM CORE.  
 CORE: 350.0 x 331.2 x 25.9 mm (13 3/4" x 13" x 1").  
 ROW: 1



**SWIFT GEO (1.0-1.3 Lts.)(4 Cil.)(YEAR: 1995-)(M/T)**  
**(Cod.: P03R006900)**

INLET HEADER: 349.9 x 53.1 mm. (13 3/4" x 2 1/8").  
 OUTLET HEADER: 349.9 x 53.1 mm. (13 3/4" x 2 1/8").  
 INLET CONN: Ø28.0 mm. (Ø 1 1/4")(UPPER TANK).  
 OUTLET CONN: Ø 28.0 mm. (Ø1 1/4")(LOWER TANK).  
 TYPE OF MOUNT: CORNER FLANGES.  
 TRANSMISSION OIL COOLER: NONE.  
 COMMENTS: PLASTIC TANKS AND ALUMINIUM CORE.  
 CORE: 325.0 x 331.2 x 25.9 mm (12 3/4" x 13" x 1").  
 ROW: 1



**SWIFT (1.0-1.3-1.6-1.6i 16V)(4 Cil.)(YEAR: 1986-1994)(A/T)**  
**(Cod.: P03R007000)**

INLET HEADER: 379.9 x 53.1 mm. (15" x 2 1/8").  
 OUTLET HEADER: 379.9 x 53.1 mm. (15" x 2 1/8").  
 INLET CONN: Ø28.0 mm. (Ø 1 1/4")(UPPER TANK).  
 OUTLET CONN: Ø 28.0 mm. (Ø1 1/4")(LOWER TANK).  
 TYPE OF MOUNT: CORNER FLANGES.  
 TRANSMISSION OIL COOLER: 225.0 mm (8 7/8").  
 CONN: Ø8.0 mm. (Ø 5/16")(LOWER TANK).  
 COMMENTS: PLASTIC TANKS AND ALUMINIUM CORE.  
 CORE: 350.0 x 360.6 x 25.9 mm (13 25/32" x 14 3/16" x 1").  
 ROW: 1



**SWIFT (1.3-1.6 Lts.)(4 Cil.)(YEAR: 1992-1994)(M/T)**  
**(Cod.: P03R007100)**

INLET HEADER: 349.9 x 53.1 mm. (13 3/4" x 2 1/8").  
 OUTLET HEADER: 379.9 x 53.1 mm. (13 3/4" x 2 1/8").  
 INLET CONN: Ø28.0 mm. (Ø 1 1/4")(UPPER TANK).  
 OUTLET CONN: Ø 28.0 mm. (Ø1 1/4")(LOWER TANK).  
 TYPE OF MOUNT: CORNER FLANGES.  
 TRANSMISSION OIL COOLER: NONE.  
 COMMENTS: PLASTIC TANKS AND ALUMINIUM CORE.  
 CORE: 350.0 x 331.2 x 25.9 mm (13 25/32" x 13" x 1").  
 ROW: 1




**SWIFT GEO (1.0-1.6 Lts.)(4 Cil.)(YEAR: 1989-1994)(A/T)**  
**(Cod.: P03R007200)**

INLET HEADER: 349.9 x 53.1 mm. (13 3/4" x 2 1/8").  
 OUTLET HEADER: 349.9 x 53.1 mm. (13 3/4" x 2 1/8").  
 INLET CONN: Ø28.0 mm. (Ø 1 1/4")(UPPER TANK).  
 OUTLET CONN: Ø 28.0 mm. (Ø1 1/4")(LOWER TANK).  
 TYPE OF MOUNT: CORNER FLANGES.  
 TRANSMISSION OIL COOLER: 200.0 mm (8").  
 CONNECTIONS: Ø 8 mm (Ø 5 1/16").  
 COMMENTS: PLASTIC TANKS AND ALUMINIUM CORE.  
 CORE: 325.0 x 331.2 x 25.9 mm (12 3/4" x 13" x 1").  
 ROW: 1



**ESTEEM / BALENO (1.3 16V - 1.6 16V)(4 Cil.)**  
**(YEAR: 1995-2003)(A/T)(Cod.: P03R014100)**

INLET HEADER: 547.0 x 36.4 mm. (21 9/16" x 1 7/16").  
 OUTLET HEADER: 547.0 x 36.4 mm. (21 9/16" x 1 7/16").  
 INLET CONN: Ø28.0 mm. (Ø 1 1/4")(UPPER TANK).  
 OUTLET CONN: Ø 28.0 mm. (Ø1 1/4")(LOWER TANK).  
 TYPE OF MOUNT: PIN MOUNT.  
 TRANSMISSION OIL COOLER: 300.0 mm (11 13/16").  
 CONNECTIONS: Ø 10 mm (Ø 3/8").  
 COMMENTS: PLASTIC TANKS AND ALUMINIUM CORE OVER FLOW TUBES ON RIGHT TANK AND MIDDLE RIGHT TANK 8 mm HOSE.  
 CORE: 348.0 x 527.2 x 16.0 mm (13 3/4" x 20 3/4" x 5/8").  
 ROW: 1




**ESTEEM / BALENO (1.3 16V - 1.6 16V)(4 Cil.)**  
**(YEAR: 1995-2003)(M/T)(Cod.: P03R014200)**

INLET HEADER: 547.0 x 36.4 mm. (21 9/16" x 1 7/16").  
 OUTLET HEADER: 547.0 x 36.4 mm. (21 9/16" x 1 7/16").  
 INLET CONN: Ø28.0 mm. (Ø 1 1/4")(UPPER TANK).  
 OUTLET CONN: Ø 28.0 mm. (Ø1 1/4")(LOWER TANK).  
 TYPE OF MOUNT: PIN MOUNT.  
 TRANSMISSION OIL COOLER: NONE.  
 COMMENTS: PLASTIC TANKS AND ALUMINIUM CORE.  
 CORE: 348.0 x 527.2 x 16.0 mm (13 3/4" x 20 3/4" x 5/8").  
 ROW: 1



**WAGON R (1.3 Lts.)(4 Cil.)(YEAR: 2000-2004)(A/T)**  
**(Cod.: P03R018000)**

INLET HEADER: 374.2 x 50.6 mm. (14 47/64" x 2").  
 OUTLET HEADER: 374.2 x 50.6 mm. (14 47/64" x 2").  
 INLET CONN: Ø25.4 mm. (Ø1")(UPPER TANK).  
 OUTLET CONN: Ø 25.4 mm. (Ø1")(LOWER TANK).  
 TYPE OF MOUNT: PIN MOUNT.  
 TRANSMISSION OIL COOLER: 200.0 mm. (7 7/8").  
 COMMENTS: PLASTIC TANKS AND ALUMINIUM CORE.  
 CORE: 350.0 x 350.8 x 25.9 mm (13 25/32" x 13 13/16" x 1").  
 ROW: 1




**WAGON R (1.3 Lts.)(4 Cil.)(YEAR: 2000-2004)(M/T)**  
**(Cod.: P03R018100)**

INLET HEADER: 374.2 x 50.6 mm. (14 47/64" x 2").  
 OUTLET HEADER: 374.2 x 50.6 mm. (14 47/64" x 2").  
 INLET CONN: Ø25.4 mm. (Ø1")(UPPER TANK).  
 OUTLET CONN: Ø 25.4 mm. (Ø1")(LOWER TANK).  
 TYPE OF MOUNT: PIN MOUNT.  
 TRANSMISSION OIL COOLER: NONE.  
 COMMENTS: PLASTIC TANKS AND ALUMINIUM CORE.  
 CORE: 350.0 x 350.8 x 25.9 mm (13 25/32" x 13 13/16" x 1").  
 ROW: 1



**GRAND VITARA XL-7 (2.7 Lts.)(6 Cil.)(YEAR: 2000-2005)(A/T)**  
**(Cod.: P03R018200)**

INLET HEADER: 623.7 x 50.7 mm. (24 9/16" x 2").  
 OUTLET HEADER: 623.7 x 50.7 mm. (24 9/16" x 2").  
 INLET CONN: Ø36.0 mm. (Ø 1 27/64")(UPPER TANK).  
 OUTLET CONN: Ø 36.0 mm. (Ø 1 27/64")(LOWER TANK).  
 TYPE OF MOUNT: LOWER PIN MOUNT AND UPPER PLASTIC BRACKET.  
 TRANSMISSION OIL COOLER: 350.0 mm. (13 25/32").  
 COMMENTS: PLASTIC TANKS AND ALUMINIUM CORE.  
 CORE: 424.2 x 605.6 x 25.9 mm. (16 5/8" x 23 7/8" x 1").  
 ROW: 1




**GRAND VITARA XL-7 (2.7 Lts.)(6 Cil.)(YEAR: 2000-2005)(M/T)**  
**(Cod.: P03R021100)**

INLET HEADER: 623.7 x 50.7 mm. (24 9/16 x 2").  
 OUTLET HEADER: 623.7 x 50.7 mm. (24 9/16 x 2").  
 INLET CONN: Ø36.0 mm. (Ø 1 27/64")(UPPER TANK).  
 OUTLET CONN: Ø36.0 mm. (Ø 1 27/64")(LOWER TANK).  
 TYPE OF MOUNT: LOWER PIN MOUNT AND UPPER PLASTIC BRACKET.  
 TRANSMISSION OIL COOLER: NONE.  
 COMMENTS: PLASTIC TANKS AND ALUMINIUM CORE.  
 CORE: 424.2 x 605.6 x 25.9 mm. (16 5/8" x 23 7/8" x 1").  
 ROW: 1



**GRAND VITARA XL-5 (2.0 Lts.)(6 Cil.)(YEAR: 2000-2005)(A/T)**  
**(Cod.: P03R030600)**

INLET HEADER: 546.7 x 50.7 mm. (21 1/2" x 2").  
 OUTLET HEADER: 546.7 x 50.7 mm. (21 1/2" x 2").  
 INLET CONN: Ø36.0 mm. (Ø 1 27/64")(UPPER TANK).  
 OUTLET CONN: Ø 36.0 mm. (Ø 1 27/64")(BOTTOM TANK).  
 TYPE OF MOUNT: LOWER PIN MOUNT AND UPPER PLASTIC BRACKET.  
 TRANSMISSION OIL COOLER: 350 mm. (13 13/16").  
 CONNECTIONS: Ø 10mm. (Ø 3/8").  
 COMMENTS: PLASTIC TANKS AND ALUMINIUM CORE.  
 CORE: 424.2 x 527.2 x 25.9 mm. (16 11/16" x 20 3/4" x 1").  
 ROW: 1



**GRAND VITARA XL-5 (2.0 Lts.)(4 Cil.)(YEAR: 2000-2005)(M/T)**  
**(Cod.: P03R030600)**

INLET HEADER: 546.7 x 50.7 mm. (21 1/2" x 2").

OUTLET HEADER: 546.7 x 50.7 mm. (21 1/2" x 2").

INLET CONN: Ø36.0 mm. (Ø 1 27/64")(UPPER TANK).

OUTLET CONN: Ø36.0 mm. (Ø 1 27/64")(LOWER TANK).

TYPE OF MOUNT: LOWER PIN MOUNT AND UPPER PLASTIC BRACKET.

TRANSMISSION OIL COOLER: NONE.

COMMENTS: PLASTIC TANKS AND ALUMINIUM CORE.

CORE: 424.2 x 527.2 x 25.9 mm. (16 11/16" x 20 3/4" x 1").

ROW: 1

**RADIATORS**  
**TOYOTA**



**COROLLA / BABY CAMRY (1.6 Lts.)(4 Cil.)**  
**(YEAR: 1994-2002)(A/T)(Cod.: P03R010100)**

INLET HEADER: 662.4 x 35.8 mm. (26 1/8" x 1 7/16").  
 OUTLET HEADER: 662.4 x 35.8 mm. (26 1/8" x 1 7/16").  
 INLET CONN: Ø31.0 mm. (Ø 1 1/4")(UPPER TANK).  
 OUTLET CONN: Ø 31.0 mm. (Ø 1 1/4")(LOWER TANK).  
 TYPE OF MOUNT: SADDLE MOUNT / PIN MOUNT.  
 TRANSMISSION OIL COOLER: 225.0 mm. (8 7/8").  
 CONN: Ø8.0 mm. (Ø 5/16")(LOWER TANK).  
 COMMENTS: PLASTIC TANKS AND ALUMINIUM CORE.  
 CORE: 350.0 x 645.0 x 16.0 mm. (13 25/32" x 25 3/8" x 5/8").  
 ROW: 1



**COROLLA / BABY CAMRY (1.6 Lts.)(4 Cil.)**  
**(YEAR: 1994-2002)(M/T)(Cod.: P03R010200)**

INLET HEADER: 662.4 x 35.8 mm. (26 1/8" x 1 7/16").  
 OUTLET HEADER: 662.4 x 35.8 mm. (26 1/8" x 1 7/16").  
 INLET CONN: Ø31.0 mm. (Ø 1 1/4")(UPPER TANK).  
 OUTLET CONN: Ø 31.0 mm. (Ø 1 1/4")(LOWER TANK).  
 TYPE OF MOUNT: SADDLE MOUNT / PIN MOUNT.  
 TRANSMISSION OIL COOLER: NONE.  
 COMMENTS: PLASTIC TANKS AND ALUMINIUM CORE.  
 CORE: 350.0 x 645.0 x 16.0 mm. (13 25/32" x 25 3/8" x 5/8").  
 ROW: 1



**COROLLA / BABY CAMRY (1.8 Lts.)(4 Cil.)**  
**(YEAR: 1994-2002)(A/T)(Cod.: P03R010300)**

INLET HEADER: 719.9 x 35.8 mm. (28 5/16" x 1 7/16").  
 OUTLET HEADER: 719.9 x 35.8 mm. (28 5/16" x 1 7/16").  
 INLET CONN: Ø31.0 mm. (Ø 1 1/4")(UPPER TANK).  
 OUTLET CONN: Ø 31.0 mm. (Ø 1 1/4")(LOWER TANK).  
 TYPE OF MOUNT: SADDLE MOUNT / PIN MOUNT.  
 TRANSMISSION OIL COOLER: 225.0 mm. (8 7/8").  
 CONN: Ø8.0 mm. (Ø 5/16")(LOWER TANK).  
 COMMENTS: PLASTIC TANKS AND ALUMINIUM CORE.  
 CORE: 350.0 x 703.8 x 16.0 mm. (13 25/32" x 27 3/4" x 5/8").  
 ROW: 1



**COROLLA / BABY CAMRY (1.8 Lts.)(4 Cil.)**  
**(YEAR: 1994-2002)(M/T)(Cod.: P03R010400)**

INLET HEADER: 719.9 x 35.8 mm. (28 5/16" x 1 7/16").  
 OUTLET HEADER: 719.9 x 35.8 mm. (28 5/16" x 1 7/16").  
 INLET CONN: Ø31.0 mm. (Ø 1 1/4")(UPPER TANK).  
 OUTLET CONN: Ø 31.0 mm. (Ø 1 1/4")(LOWER TANK).  
 TYPE OF MOUNT: SADDLE MOUNT / PIN MOUNT.  
 TRANSMISSION OIL COOLER: NONE.  
 COMMENTS: PLASTIC TANKS AND ALUMINIUM CORE.  
 CORE: 350.0 x 703.8 x 16.0 mm (13 25/32 x 27 3/4 x 5/8").  
 ROW: 1



**COROLLA ARAYA / SKY (1.6 Lts.)(4 Cil.)**  
**(YEAR: 1985-1993)(M/T)(Cod.: P03R012000)**

INLET HEADER: 689.5 x 44.0 mm. (27 3/16" x 1 3/4").  
 OUTLET HEADER: 689.5 x 44.0 mm. (27 3/16" x 1 3/4").  
 INLET CONN: Ø31.0 mm. (Ø 1 1/4")(UPPER TANK).  
 OUTLET CONN: Ø 31.0 mm. (Ø 1 1/4")(LOWER TANK).  
 TYPE OF MOUNT: SADDLE MOUNT / PIN MOUNT.  
 TRANSMISSION OIL COOLER: NONE.  
 COMMENTS: PLASTIC TANKS AND ALUMINIUM CORE.  
 CORE: 327.0 x 664.4 x 16.0 mm (12 7/8" x 26 3/16" x 5/8").  
 ROW: 1



**COROLLA ARAYA / SKY (1.6 Lts.)(4 Cil.)**  
**(YEAR: 1985-1993)(A/T)(Cod.: P03R012100)**

INLET HEADER: 689.5 x 44.0 mm. (27 3/16" x 1 3/4").  
 OUTLET HEADER: 689.5 x 44.0 mm. (27 3/16" x 1 3/4").  
 INLET CONN: Ø31.0 mm. (Ø 1 1/4")(UPPER TANK).  
 OUTLET CONN: Ø 31.0 mm. (Ø 1 1/4")(LOWER TANK).  
 TYPE OF MOUNT: SADDLE MOUNT / PIN MOUNT.  
 TRANSMISSION OIL COOLER: 225.0 mm. (8 7/8").  
 CONN: Ø8.0 mm. (Ø 5/16")(LOWER TANK).  
 COMMENTS: PLASTIC TANKS AND ALUMINIUM CORE.  
 CORE: 327.0 x 664.4 x 16.0 mm. (12 7/8" x 26 3/16" x 5/8").  
 ROW: 1



**COROLLA AVILA (1.6 Lts.)(4 Cil.)**  
**(YEAR: 1984-1987)(A/T)(Cod.: P03R012200)**

INLET HEADER: 689.5 x 44.0 mm. (27 3/16" x 1 3/4").  
 OUTLET HEADER: 689.5 x 44.0 mm. (27 3/16" x 1 3/4").  
 INLET CONN: Ø31.0 mm. (Ø 1 1/4")(UPPER TANK).  
 OUTLET CONN: Ø 31.0 mm. (Ø 1 1/4")(LOWER TANK).  
 TYPE OF MOUNT: SADDLE MOUNT / PIN MOUNT.  
 TRANSMISSION OIL COOLER: 225.0 mm. (8 7/8").  
 CONN: Ø8.0 mm. (Ø 5/16")(LOWER TANK).  
 COMMENTS: PLASTIC TANKS AND ALUMINIUM CORE.  
 CORE: 327.0 x 664.4 x 16.0 mm. (12 7/8" x 26 3/16" x 5/8").  
 ROW: 1



**COROLLA AVILA (1.6 Lts.)(4 Cil.)**  
**(YEAR: 1984-1987)(M/T)(Cod.: P03R012300)**

INLET HEADER: 689.5 x 44.0 mm. (27 3/16" x 1 3/4").  
 OUTLET HEADER: 689.5 x 44.0 mm. (27 3/16" x 1 3/4").  
 INLET CONN: Ø31.0 mm. (Ø 1 1/4")(UPPER TANK).  
 OUTLET CONN: Ø 31.0 mm. (Ø 1 1/4")(LOWER TANK).  
 TYPE OF MOUNT: SADDLE MOUNT / PIN MOUNT.  
 TRANSMISSION OIL COOLER: NONE.  
 COMMENTS: PLASTIC TANKS AND ALUMINIUM CORE.  
 CORE: 327.0 x 664.4 x 16.0 mm. (12 7/8" x 26 3/16" x 5/8").  
 ROW: 1


**YARIS (1.0 Lts.)(4 Cil.)(YEAR: 1999-)(M/T)**
**(Cod.: P03R017000)**

INLET HEADER: 509.0 x 36.2 mm. (20 1/32" x 1 27/64").  
 OUTLET HEADER: 509.0 x 43.0 mm. (20 1/32" x 1 11/16").  
 INLET CONN: Ø31.0 mm. (Ø 1 1/4")(UPPER TANK).  
 OUTLET CONN: Ø 31.0 mm. (Ø 1 1/4")(LOWER TANK).  
 TYPE OF MOUNT: PIN MOUNT.  
 TRANSMISSION OIL COOLER: NONE.  
 COMMENTS: PLASTIC TANKS AND ALUMINIUM CORE.  
 CORE: 350.0 x 488.0 x 16.0 mm. (13 49/64" x 19 7/32" x 5/8").  
 ROW: 1


**YARIS (1.3 Lts.)(4 Cil.)(YEAR: 1999-2005)(A/T)**
**(Cod.: P03R017100)**


INLET HEADER: 509.0 x 36.2 mm. (20 1/32" x 1 27/64").  
 OUTLET HEADER: 509.0 x 43.0 mm. (20 1/32" x 1 11/16").  
 INLET CONN: Ø31.0 mm. (Ø 1 1/4")(UPPER TANK).  
 OUTLET CONN: Ø 31.0 mm. (Ø 1 1/4")(LOWER TANK).  
 TYPE OF MOUNT: PIN MOUNT.  
 TRANSMISSION OIL COOLER: 225.0 mm. (8 7/8").  
 CONNECTIONS: Ø 8 mm. (Ø 5/16").  
 COMMENTS: PLASTIC TANKS AND ALUMINIUM CORE.  
 CORE: 350.0 x 488.0 x 16.0 mm. (13 49/64" x 19 7/32" x 5/8").  
 ROW: 1


**YARIS (1.3 Lts.)(4 Cil.)(YEAR: 1999-2005)(M/T)**
**(Cod.: P03R017200)**

INLET HEADER: 509.0 x 36.2 mm. (20 1/32" x 1 27/64").  
 OUTLET HEADER: 509.0 x 43.0 mm. (20 1/32" x 1 11/16").  
 INLET CONN: Ø31.0 mm. (Ø 1 1/4")(UPPER TANK).  
 OUTLET CONN: Ø 31.0 mm. (Ø 1 1/4")(LOWER TANK).  
 TYPE OF MOUNT: PIN MOUNT.  
 TRANSMISSION OIL COOLER: NONE.  
 COMMENTS: PLASTIC TANKS AND ALUMINIUM CORE.  
 CORE: 350.0 x 488.0 x 16.0 mm. (13 49/64" x 19 7/32" x 5/8").  
 ROW: 1


**DYNA (4 Cil.)(YEAR: 2000-2008)(M/T)**
**(Cod.: P03R019800)**

INLET HEADER: 585.2 x 57.7 mm. (23 1/32" x 2 17/64").  
 OUTLET HEADER: 585.2 x 57.7 mm. (23 1/32" x 2 17/64").  
 INLET CONN: Ø44.0 mm. (Ø 1 3/4")(UPPER TANK).  
 OUTLET CONN: Ø 44.0 mm. (Ø 1 3/4")(LOWER TANK).  
 TYPE OF MOUNT: FIXING SUPPORTS.  
 TRANSMISSION OIL COOLER: NONE.  
 COMMENTS: PLASTIC TANKS AND ALUMINIUM CORE. FIXING SUPPORT POLISHED STEEL 1010.  
 CORE: 599.2 x 566.7 x 36.0 mm. (23 19/32" x 22 5/16" x 1 27/64").  
 ROW: 2


**DYNA (4 Cil.)(YEAR: 2009-)(M/T)**
**(Cod.: P03R021200)**

INLET HEADER: 585.2 x 57.7 mm. (23 1/32" x 2 17/64").  
 OUTLET HEADER: 585.2 x 57.7 mm. (23 1/32" x 2 17/64").  
 INLET CONN: Ø44.0 mm. (Ø 1 3/4")(UPPER TANK).  
 OUTLET CONN: Ø 44.0 mm. (Ø 1 3/4")(LOWER TANK).  
 TYPE OF MOUNT: FIXING SUPPORTS.  
 TRANSMISSION OIL COOLER: NONE.  
 COMMENTS: PLASTIC TANKS AND ALUMINIUM CORE.  
 FIXING SUPPORT POLISHED STEEL 1010.  
 CORE: 599.2 x 566.7 x 36 mm. (23 19/32" x 22 5/16" x 1 27/64").  
 ROW: 2


**COROLLA NEW SENSATION (1.8 Lts.)(4 Cil.)**
**(YEAR: 2003-2008)(A/T)(Cod.: P03R060700)**

INLET HEADER: 374.1 x 50.6 mm. (14 23/32" x 2").  
 OUTLET HEADER: 374.1 x 50.6 mm. (14 23/32" x 2").  
 INLET CONN: Ø33.0 mm. (Ø 1 19/64")(TOP LEFT).  
 OUTLET CONN: Ø 33.0 mm. (Ø 1 19/64")(BOTTOM RIGHT).  
 TYPE OF MOUNT: PIN MOUNT.  
 TRANSMISSION OIL COOLER: 200.0 mm. (7 7/8").  
 COMMENTS: PLASTIC TANKS AND ALUMINIUM CORE.  
 CORE: 600.0 x 351.1 x 16.0 mm. (23 5/8" x 13 53/64" x 5/8").  
 ROW: 1



**LAND CRUISER MACHO (4.5 Lts.)(6 Cil.)**
**(YEAR: 1992-2001)(M/T)(Cod.: P03R502100)**

INLET HEADER: 532.2 mm. x 77.2 mm. (20 61/64" x 3 1/32").  
 OUTLET HEADER: 532.2 mm. x 77.2 mm. (20 61/64" x 3 1/32").  
 INLET CONN: Ø38.0 mm. (Ø1 1/2")(UPPER TANK).  
 OUTLET CONN: Ø42.0 mm. (Ø1 21/32")(LOWER TANK).  
 TYPE OF MOUNT: CORNER FLANGES.  
 TRANSMISSION OIL COOLER: NONE.  
 COMMENTS: PLASTIC TANKS AND ALUMINIUM CORE.  
 CORE: 562.0 x 517.4 x 57.8 mm. (22 1/8" x 20 3/8" x 2").  
 ROW: 2


**LAND CRUISER MACHITO (YEAR: 2006-2010)(M/T)**
**(Cod.: P03R502150)**

INLET HEADER: 532.2 mm. x 77.2 mm. (20 61/64" x 3 1/32").  
 OUTLET HEADER: 532.2 mm. x 77.2 mm. (20 61/64" x 3 1/32").  
 INLET CONN: Ø38.0 mm. (Ø1 1/2")(UPPER TANK AT 90° LEFT).  
 OUTLET CONN: Ø42.0 mm. (Ø1 21/32")(LOWER TANK).  
 TYPE OF MOUNT: WITHOUT CORNER FLANGES.  
 TRANSMISSION OIL COOLER: NONE.  
 COMMENTS: PLASTIC TANKS AND ALUMINIUM CORE.  
 CORE: 562.0 x 517.4 x 57.8 mm. (22 1/8" x 20 3/8" x 2").  
 ROW: 2

**RADIATORS**  
**YUTONG**



**YUTONG BUS / MINIBUS (9.0-11.0 Lts.)(6 Cil.)**

**(YEAR: 2015-)(A/T-M/T)(Cod.: P03X603311)**

INLET HEADER: 660.7 x 94.5 mm. (26 1/64" x 3 23/32").

OUTLET HEADER: 660.7 x 94.5 mm. (26 1/64" x 3 23/32").

INLET CONN: Ø50.8 mm. (Ø 2")(UPPER TANK).

OUTLET CONN: Ø 50.8 mm. (Ø 2")(LOWER TANK).

TYPE OF MOUNT: SADDLE MOUNT.

TRANSMISSION OIL COOLER: NONE.

COMMENTS: ALUMINIUM TANKS AND ALUMINIUM CORE.

CORE: 840.8 x 636.5 x 58.5 mm. (33 7/64" x 25 1/16" x 2 1/32").

ROW: 2

# **INFRA (OIL COOLERS)**



## **OIL COOLER ASSISTANT N° 676**

**(Cod.: P03E000100)**

INLET CONN: Ø9.53 mm. (Ø3/8").

OUTLET CONN: Ø9.53 mm. (Ø3/8").

APPLICATION: COMPACT AND SUB-COMPACT CARS.

CORE: 235.9 mm. x 100.7 mm. x 19.05 mm. (9 9/32" x 3 31/32" x 3/4").

OIL COOLER MATERIAL: ALUMINIUM.



## **OIL COOLER ASSISTANT N° 677**

**(Cod.: P03E000200)**

INLET CONN: Ø9.53 mm. (Ø3/8").

OUTLET CONN: Ø9.53 mm. (Ø3/8").

APPLICATION: UP TO FULL SIZE VEHICLES, TOWING  
UP TO 1500 Lbs.

CORE: 235.9 mm. x 141.9 mm. x 19.05 mm. (9 9/32" x 5 19/32" x 3/4").

OIL COOLER MATERIAL: ALUMINIUM.



## **OIL COOLER ASSISTANT N° 678**

**(Cod.: P03E000300)**

INLET CONN: Ø9.53 mm. (Ø3/8").

OUTLET CONN: Ø9.53 mm. (Ø3/8").

APPLICATION: UP TO CLASS "C" MOTORHOMES, TOWING  
UP TO 5000 Lbs.

CORE: 235.9 mm. x 183.1 mm. x 19.05 mm. (9 9/32" x 7 13/64" x 3/4").

OIL COOLER MATERIAL: ALUMINIUM.



## **OIL COOLER ASSISTANT N° 679**

**(Cod.: P03E000400)**

INLET CONN: Ø9.53 mm. (Ø3/8").

OUTLET CONN: Ø9.53 mm. (Ø3/8").

APPLICATION: UP TO CLASS "A" MOTORHOMES, TOWING  
UP TO 1000 Lbs.

CORE: 235.9 mm. x 244.9 mm. x 19.05 mm. (9 9/32" x 9 41/64" x 3/4").

OIL COOLER MATERIAL: ALUMINIUM.



**OIL COOLER "CHEVROLET CORSA"**

**(Cod.: P03E500100)**

DISTANCE BETWEEN CENTERS OF FITTINGS or CONNECTORS: 220.0 mm. (8 5/8").

OIL COOLER OUTER CYLINDER DIAMETER: 25.4 mm. (1").

THREAD OF THE NUTS FOR FITTINGS or CONNECTORS: M22 x 1.5 (2 PLACES).

INTERNAL THREAD OF FITTINGS or CONNECTORS: M14 x 1.5 (2 PLACES).

OIL COOLER MATERIAL: ALUMINIUM.



**OIL COOLER "CHEVROLET OPTRA"**

**(Cod.: P03E500200)**

DISTANCE BETWEEN CENTERS OF FITTINGS or CONNECTORS: 292.0 mm. (11 1/2").


OIL COOLER OUTER CYLINDER DIAMETER: 25.4 mm. (1").

THREAD OF THE NUTS FOR FITTINGS or CONNECTORS: M22 x 1.5 (2 PLACES).

INTERNAL THREAD OF FITTINGS or CONNECTORS: M14 x 1.5 (2 PLACES).

OIL COOLER MATERIAL: ALUMINIUM.

# **INFRA (HEATERS)**



**“CHEVROLET BLAZER S-10” (YEAR: 1995-)**  
**(Cod.: P03H000500)**

INLET CONN: Ø19.05 mm. (Ø3/4”)(TOP TANK)(LEFT).  
 OUTLET CONN: Ø15.88 mm. (Ø5/8”)(TOP TANK)(RIGHT).  
 COMMENTS: ALUMINIUM TANKS AND ALUMINIUM CORE.  
 CORE: 210.0 x 184.4 x 36.0 mm. (8 17/64” x 7 17/64” x 1 27/64”).  
 ROW: 2



**“FORD F-100” (YEAR: 1982)**  
**(Cod.: P03H000704)**

INLET CONN: Ø15.88 mm. (Ø5/8”)(TOP TANK).  
 OUTLET CONN: Ø15.88 mm. (Ø5/8”)(TOP TANK).  
 COMMENTS: ALUMINIUM TANKS AND ALUMINIUM CORE.  
 CORE: 183.0 x 145.2 x 36.0 mm. (7 13/64” x 5 23/32” x 1 27/64”).  
 ROW: 2




**“FORD CARGO” / “VOLKSWAGEN CARGO” (YEAR: -)**  
**(Cod.: P03H001404)**

INLET CONN: Ø15.88 mm. (Ø5/8”)(TOP TANK).  
 OUTLET CONN: Ø15.88 mm. (Ø5/8”)(TOP TANK).  
 COMMENTS: ALUMINIUM TANKS AND ALUMINIUM CORE.  
 CORE: 198.0 x 125.4 x 25.9 mm. (7 51/64” x 4 15/16” x 1”).  
 ROW: 1




**“FORD FIESTA / ECOSPORT” (YEAR: 2002-)**  
**(Cod.: P03H002500)**

INLET CONN: Ø15.88 mm. (Ø5/8”)(TOP TANK)(RIGHT).  
 OUTLET CONN: Ø15.88 mm. (Ø5/8”)(TOP TANK)(LEFT).  
 COMMENTS: ALUMINIUM TANKS AND ALUMINIUM CORE.  
 CORE: 188.0 x 145.2 x 36.0 mm. (7 13/32” x 5 23/32” x 1 27/64”).  
 ROW: 2



**“FORD FOCUS” (YEAR: 1998-)**  
**(Cod.: P03H002700)**

INLET CONN: Ø19.05 mm. (Ø3/4”)(TOP TANK)(RIGHT).  
 OUTLET CONN: Ø19.05 mm. (Ø3/4”)(TOP TANK)(LEFT).  
 COMMENTS: ALUMINIUM TANKS AND ALUMINIUM CORE.  
 CORE: 188.0 x 174.6 x 36.0 mm. (7 13/32” x 6 7/8” x 1 27/64”).  
 ROW: 2



**“FORD RANGER” (YEAR: 1997-)**  
**(Cod.: P03H003200)**

INLET CONN: Ø15.88 mm. (Ø5/8”)(TOP TANK)(LEFT).  
 OUTLET CONN: Ø15.88 mm. (Ø5/8”)(TOP TANK)(RIGHT).  
 COMMENTS: ALUMINIUM TANKS AND ALUMINIUM CORE.  
 CORE: 188.0 x 145.2 x 36.0 mm. (7 13/32” x 5 23/32” x 1 27/64”).  
 ROW: 2

**ENGLISH**

This catalogue is property of INFRA, S.A.

It's forbidden to reproduce, even partially, the contents of this catalogue without prior written consent from INFRA, S.A. Every effort has been made to ensure that information in this catalogue is correct, but we will not be responsible for any losses arising from errors or omissions. Car makers names and numbers are used for reference purpose only. This catalogue supersedes all previous editions.

User's comments, reports of inaccuracies or any other suggestions which may in any way improve the next editions of this catalogue are warmly welcomed.

**ESPAÑOL**

Este catálogo es propiedad de INFRA, S.A.

Está prohibida la reproducción, total o parcial, del contenido de este catálogo sin previa autorización escrita de INFRA, S.A. Hemos hecho todo lo posible para que la información de este catálogo sea correcta y no nos responsabilizamos de pérdidas a causa de errores u omisiones. Las marcas de coches y referencias originales son solo a título orientativo. Este catálogo reemplaza a todas las ediciones anteriores.

Se agradecen especialmente los comentarios, las indicaciones de inexactitudes y cualquier otra sugerencia por parte de los usuarios que sean útiles para hacer más eficaz la próxima edición.

**ITALIANO**

Questo catalogo è di proprietà di INFRA, S.A.

È vietata la riproduzione, anche parziale, del contenuto del presente catalogo senza preventiva autorizzazione scritta della INFRA, S.A.

INFRA, S.A. si riserva il diritto di apportare modifiche al contenuto del presente catalogo senza l'obbligo di darne preventiva comunicazione. Le marche e i numeri utilizzati in questo catalogo servono a puro scopo di riferimento. Il presente catalogo sostituisce ed annulla tutte le precedenti edizioni.

Sono particolarmente graditi, da parte degli utenti, commenti, segnalazioni di inesattezze e qualsiasi altro suggerimento atto a rendere più efficace le future edizioni.

**FRANÇAIS**

INFRA, S.A. est propriétaire de ce catalogue.

Il est interdit de reproduire même partiellement le contenu de ce catalogue sans autorisation écrite préalable de INFRA, S.A. Nous avons apporté notre meilleur soin à la rédaction de ce catalogue mais en fonction de l'évolution très rapide des modèles nous ne pouvons en aucun cas être tenus responsables de toutes ou omissions. Les marques de voitures et les références d'origine sont indiquées à titre de comparaison seulement. Ce catalogue remplace toutes les éditions a précéder.

Les commentaires, les signalisations d'inexactitude et toute autre suggestion des utilisateurs susceptibles de rendre la prochaine rédaction du catalogue plus efficace seront particulièrement appréciés.